



ANNUAL BULLETIN
ON
HOSPITAL STATISTICS - 2024
DEEN DAYAL UPADHYAY HOSPITAL
GOVT. OF NATIONAL CAPITAL TERRITORY OF DELHI
HARI NAGAR, NEW DELHI



FROM THE DESK OF MEDICAL DIRECTOR

I am pleased to introduce Annual Bulletin 2024, DEEN DAYAL UPADHAYAY HOSPITAL, the 27th edition in the series and be made available in digital form on the website of this hospital. The Bulletin presents comprehensive information regarding various services rendered by the hospital during the year 2024 and, in all probability, mirrors the health status and trends in this part of Delhi during the period.

The publication comprises of two sections. Section-A covers the compiled statistical information of this hospital whereas Section-B gives a glimpse of the services provided under various departments of hospital with respective achievements.

The statistical information of hospitals plays a key role in monitoring and evaluating health and family welfare programmes and schemes. This annual publication endeavors to provide a concise compilation of statistical information of this hospital for use as a Reference Guide in the area of health and family welfare related research as well as implementation of programmes by the Govt. as well as various agencies.



I wish to record my gratitude for the valuable contribution of all the Heads of Departments and the faculty of the hospital including resident doctors, nurses, paramedical & other staff for their efforts. I would also like to place on record my appreciation to the Planning team of Medical Record Department for putting out a concise, analytical and useful Annual Bulletin 2024 under the guidance and supervision of, Dr. Vinal Sharma , Incharge (MRD), Sh. Rajesh Kumar, Assistant Director, Planning,.

Wishing the best utilization of this source of information.

Suggestions for further improvement of the publication in future are welcome.

Mrigendra Das
(DR. MRIGENDRA DAS)
MEDICAL DIRECTOR
DDU HOSPITAL, HARI NAGAR
NEW DELHI

FOREWORD

The Bulletin is a compilation of Annual Statistics & Achievements of Deen Dayal Upadhyay Hospital for the year 2024. It is an important annual publication of the Hospital, based on the routine data collected from various departments of the Institute.

The statistical section indicates the annual data for various services being rendered in DDUH which includes OPD-IPD patients, Birth-Death occurred, Major-Minor surgeries performed, X-Rays, CT scan, Ultrasound, Physiotherapy, autopsy etc. done, pathological & microbiological investigations, Emergency Cases, Medico Legal Cases, Bed Occupancy, Blood Bank data of the hospital and so on.

I anticipate that the Annual Bulletin 2024 will be useful for DNB students, researchers, program managers and service providers, in evidence based planning and to make effective health related decisions.

Besides the routine hospital statistics presented every year, the edition also highlights the key achievements of various departments along with the services rendered in each with a focus on infrastructural developments and renovations of wards, ICUs and OT complexes, for which the credit goes to the Medical Director, DDUH.

The publication of this bulletin could not have been possible without the efforts of many individuals especially the planning team consisting of Sh. Rajkumar, Statistical Officer, Sh. Deepak Jaiswal, Statistical Officer, Smt. Bhawna, Statistical Assistant, who worked under the guidance of Sh. Rajesh Kumar, Assistant Director, Planning. I extend my sincere thanks to all faculties/staffs for their generous support in bringing up this edition of the bulletin. The Contribution of supporting staff of two Nursing Orderlys, Sh. Ramesh Chand and Smt. Poonam in finalization of this Bulletin cannot be ignored.

The valuable guidance and suggestions of Dr. Mrigendra Das, Medical Director is highly appreciated and gratefully acknowledged.

I further extend my sincere thanks to all the Heads of the Departments and subordinate staff for their contribution and inclusions for this publication.

Vinal Sharma

(Dr. Vinal Sharma)
Incharge, MRD
DDU Hospital, Hari Nagar,
New Delhi.

BRIEF HISTORY



The Deen Dayal Upadhyay Hospital was started in 12.04.1970 as a 50 bedded hospital which was extended up to 500 beds in 1987. Emergency services were started in 1987 for day time only and with effect from April, 1988 it became functional round the clock. In 2008, trauma block was commissioned which increased the bed strength to 640; emergency services shifted to this new block with expanded emergency room and wards. Hospital has expanded to 41 Paediatric Intensive Care units which includes 25 bedded Neonatal ICU-cum-Nursery, 08 bedded Out Born Nursery (OBN) as well as Paediatrics ICU (PICU) each. The functional Bed Strength of DDUH is now 648.

Apart from routine OPD facility, facility of Special Clinics such as De-addiction clinic, Breast Clinic, CTEV, Vascular and Diabetic foot clinic, Tumours Clinic, Deafness Clinic/ Vertigo, Rhinology Clinic, Harniya Clinic, Asthma Clinic and Sunday Clinic (for Sr. Citizen Med.) along with the OPD facility under AYUSH for Ayurveda and Homeopathy, are also being provided in DDUH.

This hospital is one of the largest facilities providing hospital with specialized services and inpatient care to people of West Delhi. It is a referral central for peripheral hospital like Guru Gobind Singh Hospital, Shri Dada Dev Matri Avum Shishu Chikitsalya, Rao Tula Ram Memorial Hospital, CGHS Dispensaries, ABGH, Sardar Vallab Bhai Patel Hospital and various private hospitals of West Delhi. It also imparts training to various Post graduate and under graduate medical students and Para-medical students. The Hospital has PM-Jan Aushadhi Kendra in its premises which provides medicines to the patients at cheaper rates. In the process of digitization of records, various reports are being uploaded on the HMIS Portal on monthly/daily basis by the hospital.

In its continuous journey of improvement, many infrastructural revamps and renovations have been carried out in various Wards and Departments of the hospital to make these well equipped with updated technology and machines to provide quality care.

FUNCTIONAL BED STRENGTH

NAME OF THE WARD	NO. OF BEDS
GYNAE & OBS W-1	42
GYNAE & OBS W-2	50
ORTHOPAEDICS W-3	50
ORTHOPAEDICS W-4	30
THALLASEMIA W-4	06
PAEDIATRICS W-4	06
PAEDIATRICS W-5	42
SURGERY W-6	50
SURGERY W-7	30
ENT W-7	18
DENTAL W-7	02
MEDICINE W-8	30
MEDICINE W-9	30
MEDICINE W-10	30
MEDICINE W-11	24
SKIN W-11	06
PLASTIC SURGERY	06
EYE	14
NEURO SURGERY	18
POST OP-I	04
POST OP-II	06
ICCU	10
ICU	10
PAEDIATRICS ICU (PICU)	08
NEO-NATAL ICU-CUM-NURSERY (NICU)	25
OUT BORN NURSERY (OBN)	08
CLEAN LABOUR ROOM	10
SEPTIC LABOUR ROOM	08
EMERGENCY (MEDICINE)	20
EMERGENCY (ORTHO)	15
EMERGENCY (ORTHO SURGERY)	15
ISOLATION WARD	10
CASUALTY	15
TOTAL	648

INDEX

SECTION –A (STATISTICAL INFORMATION)	PAGE NO.
AT A GLANCE	1
DEPARTMENTWISE TOTAL ANNUAL OPD 2024	2-3
ANNUAL OPD 2024 OF NEW CASES REGISTERED DURING THE YEAR	4
ANNUAL OPD 2024 OF OLD CASES REGISTERED DURING THE YEAR	5
GENDERWISE ANNUAL OPD 2024	6
ADMISSIONS-2024	7-8
GENDERWISE IPD (ADMISSIONS)	9-10
BED OCCUPANCY-2024	11
DEATH DETAILS	12
DEPARTMENT MORTALITY RATE	13-14
MONTHWISE SURGERIES/OPERATIONS PERFORMED	15
OT WISE SURGERIES	16
DEPARTMENT WISE SURGERIES	17-23
ANNUAL STATISTICS OF MICROBIOLOGY AND PATHOLOGY DEPARTMENT	24-25
INVESTIGATIONS DONE IN DIAGNOSTIC LAB & RADIOLOGY CASES	26
BLOOD BANK CASES	27
FAMILY WELFARE AND PLANNING	28
IMMUNISATIONS	29
ANAESTHESIA DEPARTMENT, PHYSIOTHERAPY & AUTOPSIES DONE	30
STATISTICAL PROFILE OF DDUH OVER LAST DECADE	31
OPD ATTENDANCE IN DDUH OVER LAST DECADE (CHART-1)	32
EMERGENCY CASES IN DDUH OVER LAST DECADE (CHART-2)	33
MLC IN DDUH OVER LAST DECADE (CHART-3)	34
IPD ATTENDANCE IN DDUH OVER LAST DECADE (CHART-4)	35
BED OCCUPANCY IN DDUH OVER LAST DECADE (CHART-5)	36
MAJOR AND MINOR SURGERIES (CHART-6)	37
TOTAL NO. OF BIRTH IN DDUH OVER THE LAST DECADE	38

INDEX

SECTION – B (ACHIEVEMENTS OF DEPARTMENTS)	PAGE NO.
DEPARTMENT OF MEDICINE	39
ORTHOPAEDICS DEPARTMENT	40
DEPARTMENT OF SURGERY	41
DEPARTMENT OF OBSTETRICS AND GYNAECOLOGY	42
DEPARTMENT OF PAEDIATRICS	43-44
DEPARTMENT OF EYE	45-46
DEPARTMENT OF ENT	47-48
DEPARTMENT OF BLOOD BANK	49
DEPARTMENT OF RADIOLOGY	50
DEPARTMENT OF DENTAL SURGERY	51-53
DEPARTMENT OF PATHOLOGY	54
DEPARTMENT OF CLINICAL MICROBIOLOGY AND INFECTIOUS DISEASES	55-56
DEPARTMENT OF OCCUPATIONAL PHYSIOTHERAPY & PHYSIOTHERAPY	57
DEPARTMENT OF ANAESTHESIA	58
DEPARTMENT OF ACCIDENT AND EMERGENCY	59

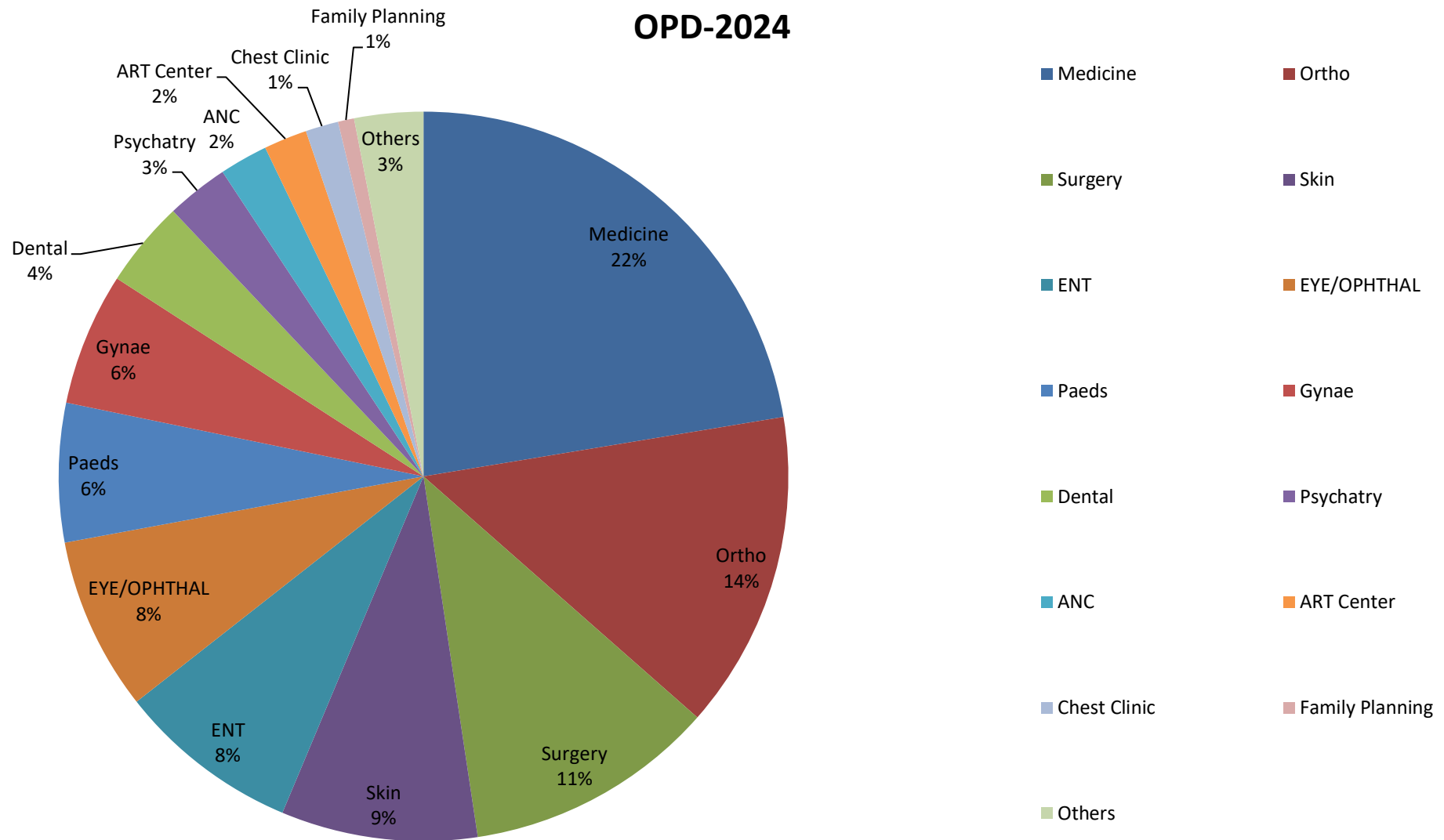
SECTION –A

ANNUAL STATISTICS 2024 AT A GLANCE

1	OPD ATTENDANCE	1221498
2	PER DAY OPD LOAD	4113
3	EMERGENCY REGISTERED	451423
4	MEDICO LEGAL CASES	9594
5	NEW ADMISSIONS (INPATIENTS)	55038
6	BED OCCUPANCY	87%
7	DISCHARGES	48679
8	LAMA	2175
9	ABSCOND	639
10	REFERRED OUT CASES TO OTHER HOSPITAL	578
11	DEATHS	2449
12	MORTALITY RATE	4.45%
13	DEATHS IN EMERGENCY	418
14	ANTE NATAL CHECK UPS	26146
15	TOTAL DELIVERIES	10238
16	BIRTHS	10171
17	SURGERIES PERFORMED:	
	a. MAJOR	11832
	b. MINOR	19209
	c. MINOR OT/OPD PROCEDURES	34626
18	PATHOLOGICAL INVESTIGATIONS	2314766
19	MICROBIOLOGICAL INVESTIGATIONS	227228
20	DIAGNOSTICS:	
	a. ECHO	3451
	b. ECG	102910
21	RADIOLOGY:	
	a. X-RAYS (GENERAL)	246879
	b. X-RAYS (DENTAL)	3297
	c. ULTRASOUND AND COLOR DOPPLER	31755
	d. C.T. SCAN	7579
22	IMMUNISATION	226649
23	TOTAL BLOOD UNITS ISSUED	37981
24	PHYSIOTHERAPY	30836
25	AUTOPSIES (MORTUARY CASES)	2475
26	INFANT MORTALITY RATE (PER 1000 LIVE BIRTH)	40.21
27	MATERNAL MORTALITY RATE (PER 1000 LIVE BIRTH)	1.77
28	STILL BIRTH RATE (PER 1000 LIVE BIRTH)	16.12
29	NEW BORN MORTALITY RATE (PER 1000 LIVE BIRTH)	30.77
30	POST NATAL MORTALITY RATE (PER 1000 LIVE BIRTH)	9.44
31	SEX RATIO AT BIRTH (FEMALE PER 1000 MALE)	890.52
32	UNDER 5 MORTALITY RATE (PER 1000 LIVE BIRTH)	43.26

ANNUAL STATISTICS 2024															
DEPARTMENTWISE ANNUAL OPD															
DEPARTMENTS	JAN	FEB	MAR	APR	MAY	JUN	JUL	AUG	SEP	OCT	NOV	DEC	TOTAL	MONTHLY OPD LOAD	PER DAY OPD LOAD
ANC	2709	2471	2158	2186	2086	1958	2439	1905	1990	1731	2275	2238	26146	2179	88
ART Center	2517	1619	2060	1867	1776	1576	2135	1808	2317	2180	1883	1705	23443	1954	79
Chest Clinic	1242	1708	1511	1597	1574	1307	1761	1606	1262	1448	1390	1396	17802	1484	60
Dental	3467	3563	4011	3875	4254	4261	4153	3552	3946	3624	4240	3931	46877	3906	158
ENT	6681	7523	7795	7956	7799	6933	8662	7543	8654	7858	10387	10931	98722	8227	332
EYE/OPHTHAL	6157	7348	8450	9025	8763	7236	9191	7386	8208	7284	7545	7316	93909	7826	316
Family Planning	460	458	607	618	588	529	1287	826	989	1145	590	608	8705	725	29
Gynae	4414	4833	5586	6298	6319	5574	6469	6207	7034	6230	6438	6458	71860	5988	242
Medicine	16799	21667	22050	22638	23678	21570	24120	23547	25908	25369	22938	23259	273543	22795	921
Ortho	11840	12508	13437	15428	15124	14254	15841	13977	14928	14874	15285	14675	172171	14348	580
Paeds	4809	6173	6120	6298	7331	5664	5979	5929	7073	7064	6567	6156	75163	6264	253
Plastic Surgery	260	363	478	482	413	413	455	441	545	381	388	408	5027	419	17
Psychatry	2706	2901	3348	2829	2667	2538	2895	2400	2786	2754	2929	2891	33644	2804	113
Skin	6446	6853	7908	8055	9049	8554	9684	8779	10623	10162	10241	9880	106234	8853	358
Surgery	9770	9400	10243	10656	12574	11124	12179	11307	12736	11724	11965	11756	135434	11286	456
Thalassemia	376	372	381	374	369	374	362	331	326	318	358	349	4290	358	14
AYUSH(AYURVEDA)	1000	1064	1044	1008	919	835	1017	978	926	1119	986	902	11798	983	40
AYUSH(HOMOPATHIC)	911	968	967	813	958	868	1067	1024	1136	1234	979	779	11704	975	39
BREAST CLINIC	36	33	20	46	62	46	78	63	53	72	61	29	599	50	2
child psy.	4	4	7	5	5	2	3	3	2	4	2	2	43	4	0
Vascular and diabetic foot clinic	17	20	39	24	58	121	109	90	105	91	126	99	899	75	3
CTEV	6	3	6	17	4	5	3	5	5	4	2	7	67	6	0
Rhinolgy Clinic	15	11	22	13	29	21	18	24	29	23	30	20	255	21	1
Tumours Clinic	6	6	4	4	3	4	3	6	5	3	3	1	48	4	0
Deafness Clinic/Vertigo	9	10	8	13	6	4	5	9	6	5	4	3	82	7	0
HARNIYA CLINIC	6	3	3	5	3	3	2	5	2	3	4	4	43	4	0
Foransic medicine	2	0	0	0	0	1	1	0	0	0	1	1	6	1	0
Deaddiction clinic]	8	7	5	6	5	4	3	5	4	7	9	5	68	6	0
ASTHMA CLINIC/HRC	71	69	103	80	68	67	76	89	84	66	82	70	925	77	3
SUNDAY CLINIC (SR. CISTIZEN MED.)	166	167	201	177	196	194	176	164	194	127	136	93	1991	166	7
TOTAL	82910	92125	98572	102393	106680	96040	110173	100009	111876	106904	107844	105972	1221498	101792	4113

OPD-2024



ANNUAL STATISTICS 2024													
ANNUAL OPD 2024 OF NEW CASES REGISTERED DURING THE YEAR													
DEPARTMENT	JAN	FEB	MAR	APR	MAY	JUN	JUL	AUG	SEP	OCT	NOV	DEC	NEW CASES REGISTERED
ANC	2186	1652	1222	1170	1180	930	1055	852	869	784	1052	1081	14033
ART Center	2254	996	513	371	374	337	293	289	331	319	299	357	6733
Chest Clinic	1084	1129	992	1043	965	740	750	722	761	772	812	890	10660
Dental	2598	2302	2604	2532	2757	2476	2395	2015	2487	2273	2712	2569	29720
ENT	5468	5067	5451	5321	5344	4580	5644	4750	5822	5096	7130	8037	67710
EYE/OPHTHAL	5055	4880	5480	6061	5972	4402	5029	3834	5255	4518	4892	4775	60153
Family Planning	409	321	353	344	348	298	302	232	281	233	308	340	3769
Gynae	3291	3021	3369	3766	3585	3010	3130	2698	3364	2894	3025	3130	38283
Medicine	15017	15185	15331	14661	14665	12046	13963	12238	14856	14440	13286	12913	168601
Ortho	9176	8556	9617	9849	9375	8478	9027	7853	8533	8287	8573	8464	105788
Paeds	4182	4221	4171	4265	4552	3557	4195	3844	5054	4908	4252	3973	51174
Plastic Surgery	217	224	272	219	178	167	192	145	195	109	172	211	2301
Psychatry	2528	1718	1516	1216	1128	933	1140	868	1101	1058	1088	953	15247
Skin	5578	4837	5323	5291	5708	4906	5864	5125	6405	5823	5626	5294	65780
Surgery	7347	6091	6224	6668	7463	6587	7177	6128	7039	6293	6382	6442	79841
Thalassemia	376	372	381	374	369	374	362	331	326	318	358	349	4290
AYUSH(AYURVEDA)	873	738	643	551	527	457	425	415	519	572	567	530	6817
AYUSH(HOMOPATHIC)	805	610	564	466	585	493	462	375	517	547	473	388	6285
BREAST CLINIC	17	13	10	20	38	29	53	24	35	42	32	19	332
child psy.	4	3	5	3	3	1	2	1	2	3	1	1	29
vascular and diabetic foot clinic	17	13	27	23	41	83	62	58	62	57	74	60	577
CTEV	2	2	4	1	2	3	2	3	2	2	1	5	29
Rhinolgy Clinic	13	11	14	12	18	13	11	15	17	14	18	12	168
Tumours Clinic	2	1	3	2	2	3	2	4	3	2	2	1	27
Deafness Clinic/Vertigo	9	7	6	5	4	2	3	6	4	3	2	2	53
HARNIYA CLINIC	2	2	2	3	2	2	1	3	1	2	3	2	25
Foransic medicine	2	0	0	0	0	1	1	0	0	0	1	1	6
Deaddiction clinic]	7	5	3	4	3	3	2	4	2	5	6	1	45
ASTHMA CLINIC/HRC	57	48	72	54	44	48	42	51	58	49	56	47	626
SUNDAY CLINIC (SR. CISTIZEN MED.)	137	128	115	109	124	113	108	102	112	78	82	51	1259
TOTAL	68713	62153	64287	64404	65356	55072	61694	52985	64013	59501	61285	60898	740361

ANNUAL STATISTICS 2024													
ANNUAL OPD 2024 OF OLD CASES REGISTERED DURING THE YEAR													
DEPARTMENT	JAN	FEB	MAR	APR	MAY	JUN	JUL	AUG	SEP	OCT	NOV	DEC	OLD CASES REGISTERED
ANC	523	819	936	1016	906	1028	1384	1053	1121	947	1223	1157	12113
ART Center	263	623	1547	1496	1402	1239	1842	1519	1986	1861	1584	1348	16710
Chest Clinic	158	579	519	554	609	567	1011	884	501	676	578	506	7142
Dental	869	1261	1407	1343	1497	1785	1758	1537	1459	1351	1528	1362	17157
ENT	1213	2456	2344	2635	2455	2353	3018	2793	2832	2762	3257	2894	31012
EYE/OPHTHAL	1102	2468	2970	2964	2791	2834	4162	3552	2953	2766	2653	2541	33756
Family Planning	51	137	254	274	240	231	985	594	708	912	282	268	4936
Gynae	1123	1812	2217	2532	2734	2564	3339	3509	3670	3336	3413	3328	33577
Medicine	1782	6482	6719	7977	9013	9524	10157	11309	11052	10929	9652	10346	104942
Ortho	2664	3952	3820	5579	5749	5776	6814	6124	6395	6587	6712	6211	66383
Paeds	627	1952	1949	2033	2779	2107	1784	2085	2019	2156	2315	2183	23989
Plastic Surgery	43	139	206	263	235	246	263	296	350	272	216	197	2726
Psychatry	178	1183	1832	1613	1539	1605	1755	1532	1685	1696	1841	1938	18397
Skin	868	2016	2585	2764	3341	3648	3820	3654	4218	4339	4615	4586	40454
Surgery	2423	3309	4019	3988	5111	4537	5002	5179	5697	5431	5583	5314	55593
Thalassemia	0	0	0	0	0	0	0	0	0	0	0	0	0
AYUSH(AYURVEDA)	127	326	401	457	392	378	592	563	407	547	419	372	4981
AYUSH(HOMOPATHIC)	106	358	403	347	373	375	605	649	619	687	506	391	5419
BREAST CLINIC	19	20	10	26	24	17	25	39	18	30	29	10	267
child psy.	0	1	2	2	2	1	1	2	0	1	1	1	14
vascular and diabetic foot clinic	0	7	12	1	17	38	47	32	43	34	52	39	322
CTEV	4	1	2	16	2	2	1	2	3	2	1	2	38
Rhinolgy Clinic	2	0	8	1	11	8	7	9	12	9	12	8	87
Tumours Clinic	4	5	1	2	1	1	1	2	2	1	1	0	21
Deafness Clinic/Vertigo	0	3	2	8	2	2	2	3	2	2	2	1	29
HARNIYA CLINIC	4	1	1	2	1	1	1	2	1	1	1	2	18
Foransic medicine	0	0	0	0	0	0	0	0	0	0	0	0	0
Deaddiction clinic]	1	2	2	2	2	1	1	1	2	2	3	4	23
ASTHMA CLINIC/HRC	14	21	31	26	24	19	34	38	26	17	26	23	299
SUNDAY CLINIC (SR. CISTIZEN MED.)	29	39	86	68	72	81	68	62	82	49	54	42	732
TOTAL	14197	29972	34285	37989	41324	40968	48479	47024	47863	47403	46559	45074	481137

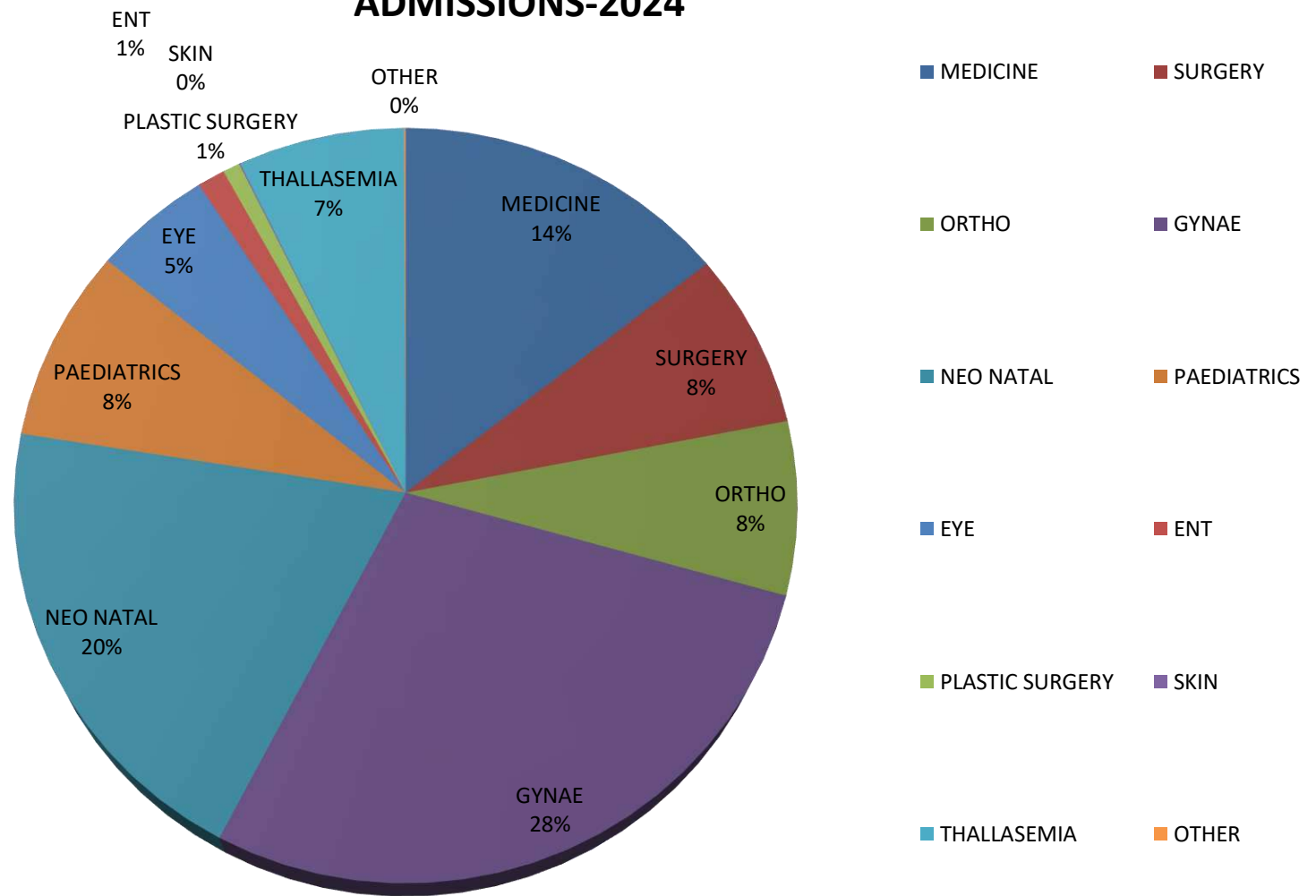
CASEWISE ANNUAL OPD 2024															
OPD	NEW CASES					OLD CASES					GRAND TOTAL				
MONTHWISE	MALE	FEMALE	CHILDREN		TOTAL	MALE	FEMALE	CHILDREN		TOTAL	MALE	FEMALE	CHILDREN		TOTAL
			MALE	FEMALE				MALE	FEMALE				MALE	FEMALE	
JANUARY	25124	32208	5833	5548	68713	4823	6402	1510	1462	14197	29947	38610	7343	7010	82910
FEBRUARY	22960	28584	5492	5117	62153	11023	13791	2697	2461	29972	33983	42375	8189	7578	92125
MARCH	23822	30549	5103	4813	64287	12668	15869	3018	2730	34285	36490	46418	8121	7543	98572
APRIL	23262	31097	5187	4858	64404	13990	17999	3109	2891	37989	37252	49096	8296	7749	102393
MAY	23155	31864	5494	4843	65356	14968	19312	3699	3345	41324	38123	51176	9193	8188	106680
JUNE	20015	26701	4332	4024	55072	15321	19297	3317	3033	40968	35336	45998	7649	7057	96040
JULY	22754	29647	4877	4416	61694	17510	23883	3725	3361	48479	40264	53530	8602	7777	110173
AUGUST	19453	25227	4314	3991	52985	16995	22858	3815	3356	47024	36448	48085	8129	7347	100009
SEPTEMBER	23875	29722	5309	5107	64013	17235	23461	3786	3381	47863	41110	53183	9095	8488	111876
OCTOBER	22124	27620	5098	4659	59501	17123	22976	3847	3457	47403	39247	50596	8945	8116	106904
NOVEMBER	22998	28764	5101	4422	61285	16884	22175	3986	3514	46559	39882	50939	9087	7936	107844
DECEMBER	23731	28308	4648	4211	60898	17184	20917	3648	3325	45074	40915	49225	8296	7536	105972
TOTAL	273273	350291	60788	56009	740361	175724	228940	40157	36316	481137	448997	579231	100945	92325	1221498

ANNUAL STATISTICS-2024

ADMISSIONS - 2024

Department		JAN	FEB	MAR	APR	MAY	JUN	JUL	AUG	SEP	OCT	NOV	DEC	TOTAL
MEDICINE	Ward	1	25	10	3	14	0	1	2	25	30	5	31	147
	Emergency	821	779	743	724	772	691	592	513	552	548	509	514	7758
	TOTAL	822	804	753	727	786	691	593	515	577	578	514	545	7905
SURGERY	Ward	145	149	137	116	153	145	158	112	149	132	162	153	1711
	Emergency	236	237	188	181	215	215	235	181	218	223	174	151	2454
	TOTAL	381	386	325	297	368	360	393	293	367	355	336	304	4165
ORTHO	Ward	39	25	32	33	50	42	45	39	43	32	41	50	471
	Emergency	175	506	604	250	143	306	418	529	134	126	131	299	3621
	TOTAL	214	531	636	283	193	348	463	568	177	158	172	349	4092
GYNAE	Ward	220	248	248	284	274	237	333	151	221	221	243	179	2859
	CLR	1035	984	966	729	671	793	883	801	839	870	833	852	10256
	SLR	211	230	188	222	279	245	231	164	176	183	163	151	2443
	TOTAL	1466	1462	1402	1235	1224	1275	1447	1116	1236	1274	1239	1182	15558
NEO NATAL	NICU	4	3	14	0	0	1	18	0	0	0	0	1	41
	OBN	34	32	27	29	36	32	44	38	34	26	26	23	381
	BIRTH	1018	1053	944	788	691	792	964	791	848	886	860	886	10521
	TOTAL	1056	1088	985	817	727	825	1026	829	882	912	886	910	10943
PAEDIATRICS	Ward	426	413	357	356	366	322	355	385	414	431	401	343	4569
	PICU	1	0	0	0	0	0	0	0	0	0	0	0	1
	TOTAL	427	413	357	356	366	322	355	385	414	431	401	343	4570
EYE		272	276	290	309	296	198	183	104	230	195	189	236	2778
ENT		55	63	54	61	69	59	58	33	45	52	42	59	650
PLASTIC SURGERY		31	30	34	38	36	30	46	26	31	34	34	31	401
SKIN		1	0	0	0	1	4	2	2	1	1	16	2	30
THALLASEMIA		353	360	322	296	339	341	304	290	301	317	357	327	3907
OTHERS (INCLUDING CASUALTY, ISOLATION, PO)		0	8	0	3	2	0	6	1	0	0	18	1	39
GRAND TOTAL		5078	5421	5158	4422	4407	4453	4876	4162	4261	4307	4204	4289	55038

ADMISSIONS-2024



ANNUAL STATISTICS-2024																	(1)	
GENDERWISE IPD (ADMISSIONS)																		
	MEDICINE			SURGERY			ORTHO			GYNAE			EYE			ENT		
MONTH	M	F	T	M	F	T	M	F	T	M	F	T	M	F	T	M	F	T
JAN	459	363	822	237	144	381	161	53	214	0	1466	1466	118	154	272	24	31	55
FEB	430	374	804	233	153	386	489	42	531	0	1462	1462	128	148	276	37	26	63
MAR	429	324	753	206	119	325	597	39	636	0	1402	1402	127	163	290	26	28	54
APR	388	339	727	159	138	297	242	41	283	0	1235	1235	148	161	309	24	37	61
MAY	439	347	786	224	144	368	154	39	193	0	1224	1224	144	152	296	38	31	69
JUN	401	290	691	222	138	360	300	48	348	0	1275	1275	100	98	198	36	23	59
JUL	351	242	593	224	169	393	415	48	463	0	1447	1447	89	94	183	30	28	58
AUG	296	219	515	198	95	293	518	50	568	0	1116	1116	51	53	104	17	16	33
SEP	360	217	577	222	145	367	126	51	177	0	1236	1236	111	119	230	23	22	45
OCT	381	197	578	204	151	355	115	43	158	0	1274	1274	86	109	195	23	29	52
NOV	324	190	514	200	136	336	144	28	172	0	1239	1239	86	103	189	25	17	42
DEC	316	229	545	148	156	304	287	62	349	0	1182	1182	96	140	236	26	33	59
TOTAL	4574	3331	7905	2477	1688	4165	3548	544	4092	0	15558	15558	1284	1494	2778	329	321	650

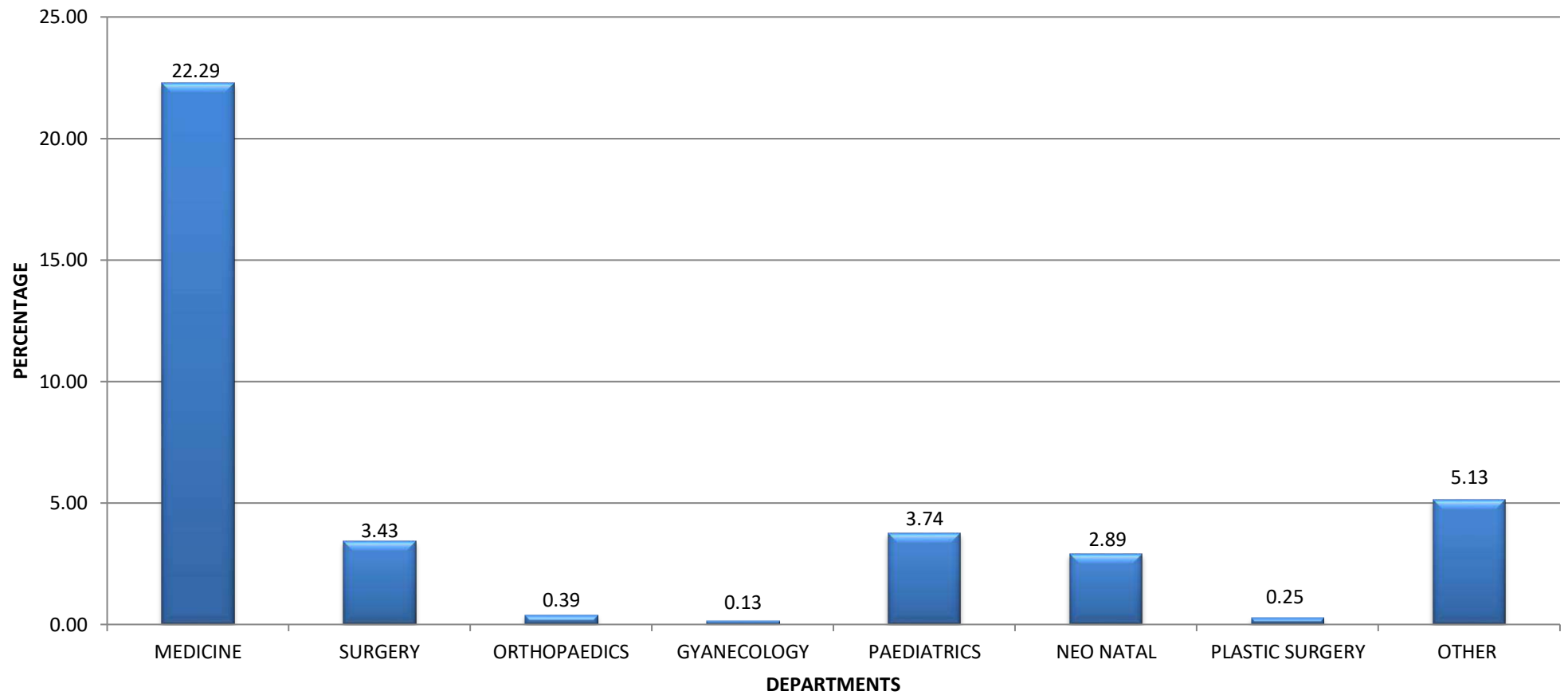
ANNUAL STATISTICS-2024																(2)					
GENDERWISE IPD (ADMISSIONS)																					
	NEO NATAL			PAEDIATRICS			PLASTIC SURGERY			SKIN			THALLASEMIA			OTHERS (INCLUDING CASUALTY, ISOLATION, PO)			GRAND TOTAL		
MONTH	M	F	T	M	F	T	M	F	T	M	F	T	M	F	T	M	F	T	M	F	T
JAN	567	489	1056	233	194	427	18	13	31	1	0	1	223	130	353	0	0	0	2041	3037	5078
FEB	585	503	1088	234	179	413	18	12	30	0	0	0	225	135	360	0	8	8	2379	3042	5421
MAR	518	467	985	195	162	357	22	12	34	0	0	0	207	115	322	0	0	0	2327	2831	5158
APR	438	379	817	206	150	356	25	13	38	0	0	0	182	114	296	3	0	3	1815	2607	4422
MAY	385	342	727	227	139	366	24	12	36	1	0	1	206	133	339	2	0	2	1844	2563	4407
JUN	412	413	825	191	131	322	21	9	30	0	4	4	210	131	341	0	0	0	1893	2560	4453
JUL	494	532	1026	190	165	355	32	14	46	1	1	2	189	115	304	6	0	6	2021	2855	4876
AUG	440	389	829	237	148	385	14	12	26	1	1	2	182	108	290	1	0	1	1955	2207	4162
SEP	457	425	882	240	174	414	21	10	31	0	1	1	181	120	301	0	0	0	1741	2520	4261
OCT	471	441	912	246	185	431	18	16	34	0	1	1	203	114	317	0	0	0	1747	2560	4307
NOV	483	403	886	241	160	401	26	8	34	14	2	16	224	133	357	0	18	18	1767	2437	4204
DEC	490	420	910	199	144	343	21	10	31	1	1	2	201	126	327	1	0	1	1786	2503	4289
TOTAL	5740	5203	10943	2639	1931	4570	260	141	401	19	11	30	2433	1474	3907	13	26	39	23316	31722	55038

ANNUAL STATISTICS 2024														
BED OCCUPANCY -2024														
DEPARTMENTS	NO. OF BEDS	JAN	FEB	MAR	APR	MAY	JUN	JUL	AUG	SEP	OCT	NOV	DEC	AVERAGE %
MEDICINE	114	80	83	70	71	67	61	56	51	54	49	47	48	61
SKIN	6	9	0	9	0	8	14	20	15	7	2	8	4	8
SURGERY	80	58	72	67	51	54	71	92	61	79	64	58	62	66
PLASTIC SURGERY	6	373	317	346	291	278	356	475	410	384	306	353	363	354
ORTHOPAEDICS	80	63	66	65	59	53	53	64	66	68	61	46	54	60
GYNAE & OBS.	92	138	144	123	110	131	130	134	109	138	140	135	136	131
PAEDIATRICS	48	142	138	128	99	78	89	86	108	124	140	137	128	116
OBN	8	130	146	133	105	118	93	119	98	81	65	68	93	104
EYE	14	450	434	457	502	507	495	455	396	515	415	215	312	429
ENT	18	73	81	77	80	75	76	72	40	52	66	42	53	66
NURSERY	25	86	100	91	98	80	75	92	97	87	69	63	83	85
DENTAL	2	0	0	34	0	0	0	0	0	0	0	0	0	3
CLEAN LABOUR ROOM	10	286	335	264	172	165	196	211	241	190	199	194	190	220
SEPTIC LABOUR ROOM	8	96	121	114	107	108	117	113	105	119	110	98	86	108
THALASEMIA	6	0	0	0	0	0	0	0	0	0	0	1	1	0
ICU	10	81	54	67	53	70	66	79	72	69	69	74	81	70
ICCU	10	76	94	91	91	96	94	88	89	96	91	90	95	91
EMG. (M)	20	12	12	10	8	12	12	6	6	7	8	13	8	10
EMG. (O)	15	114	180	201	156	148	172	162	175	182	177	141	186	166
EMG. (S)	15	45	43	46	30	43	43	48	36	42	40	34	31	40
NEURO SURGERY	18	0	0	0	0	0	0	0	0	0	0	1	0	0
POST OPERATIVE (1)	4	79	69	66	76	81	71	68	48	66	58	63	63	67
POST OPERATIVE (2)	6	62	64	56	65	62	57	60	46	58	60	48	59	58
CASUALTY	15	0	0	1	0	2	0	0	0	0	0	0	0	0
ISOLATION	10	0	0	0	0	0	0	0	0	0	0	0	0	0
PICU	8	86	84	72	80	78	65	63	73	74	72	65	73	74
TOTAL	648	94	99	92	83	83	85	90	81	91	85	76	81	87

ANNUAL STATISTICS-2024													
DEATH DETAILS-2024													
DEPARTMENTS	JAN	FEB	MAR	APR	MAY	JUN	JUL	AUG	SEP	OCT	NOV	DEC	TOTAL
MEDICINE	211	188	162	134	161	192	96	110	108	113	151	136	1762
SKIN	0	0	0	0	0	0	0	0	0	0	0	0	0
SURGERY	23	9	11	7	8	16	15	13	13	10	5	13	143
PLASTIC SURGERY	1	0	0	0	0	0	0	0	0	0	0	0	1
ORTHOPAEDICS	2	5	0	2	1	0	1	0	1	2	1	1	16
GYNAE	0	2	5	4	4	0	1	2	1	1	0	1	21
OBS (CLR/SLR/MATERNAL)	1	0	1	0	0	1	1	0	4	2	4	4	18
NEW BORN IN WARD	1	2	0	1	0	0	0	1	0	1	1	1	8
PAEDIATRICS	8	9	6	3	5	1	5	3	4	3	7	7	61
PICU	13	10	15	6	10	9	10	5	8	8	6	9	109
OBN	4	3	2	5	5	3	3	2	5	1	4	2	39
NURS/NICU	22	24	25	16	40	29	14	33	21	10	15	20	269
THALASEMIA	0	0	0	0	0	0	0	0	0	0	0	0	0
POST OPERATIVE (1)	0	0	0	0	0	0	0	0	0	0	0	0	0
POST OPERATIVE (2)	0	0	0	0	0	0	0	0	0	0	0	0	0
CASUALTY	0	0	0	0	0	0	0	1	0	0	0	1	2
TOTAL	286	252	227	178	234	251	146	170	165	151	194	195	2449

ANNUAL STATISTICS - 2024							
DEPARTMENTWISE MORTALITY RATE							
DEPARTMENTS	EMG.	ICU	ICCU	Ward	TOTAL DEATH	ADMISSIONS	MORTALITY RATE
MEDICINE	384	104	191	1083	1762	7905	22.29
SURGERY	23	113	0	7	143	4165	3.43
ORTHOPAEDICS	4	9	0	3	16	4092	0.39
GYANECOLOGY & MATERNITY (CLR + SLR)	4	32	1	2	39	15558	0.25
PAEDIATRICS	1	105	0	64	170	4570	3.72
NEO NATAL	0	300	0	16	316	10943	2.89
EYE	0	0	0	0	0	2778	0.00
ENT	0	0	0	0	0	650	0.00
PLASTIC SURGERY	0	1	0	0	1	401	0.25
THALLASEMIA	0	0	0	0	0	3907	0.00
SKIN	0	0	0	0	0	30	0.00
OTHER (CASUALTY, ISOLATION, ICU,ICCU ,PO-I, PO-II ETC)	2	0	0	0	2	39	5.13
TOTAL	418	664	192	1175	2449	55038	4.45

MORTALITY RATE (IN PERCENTAGE) - 2024

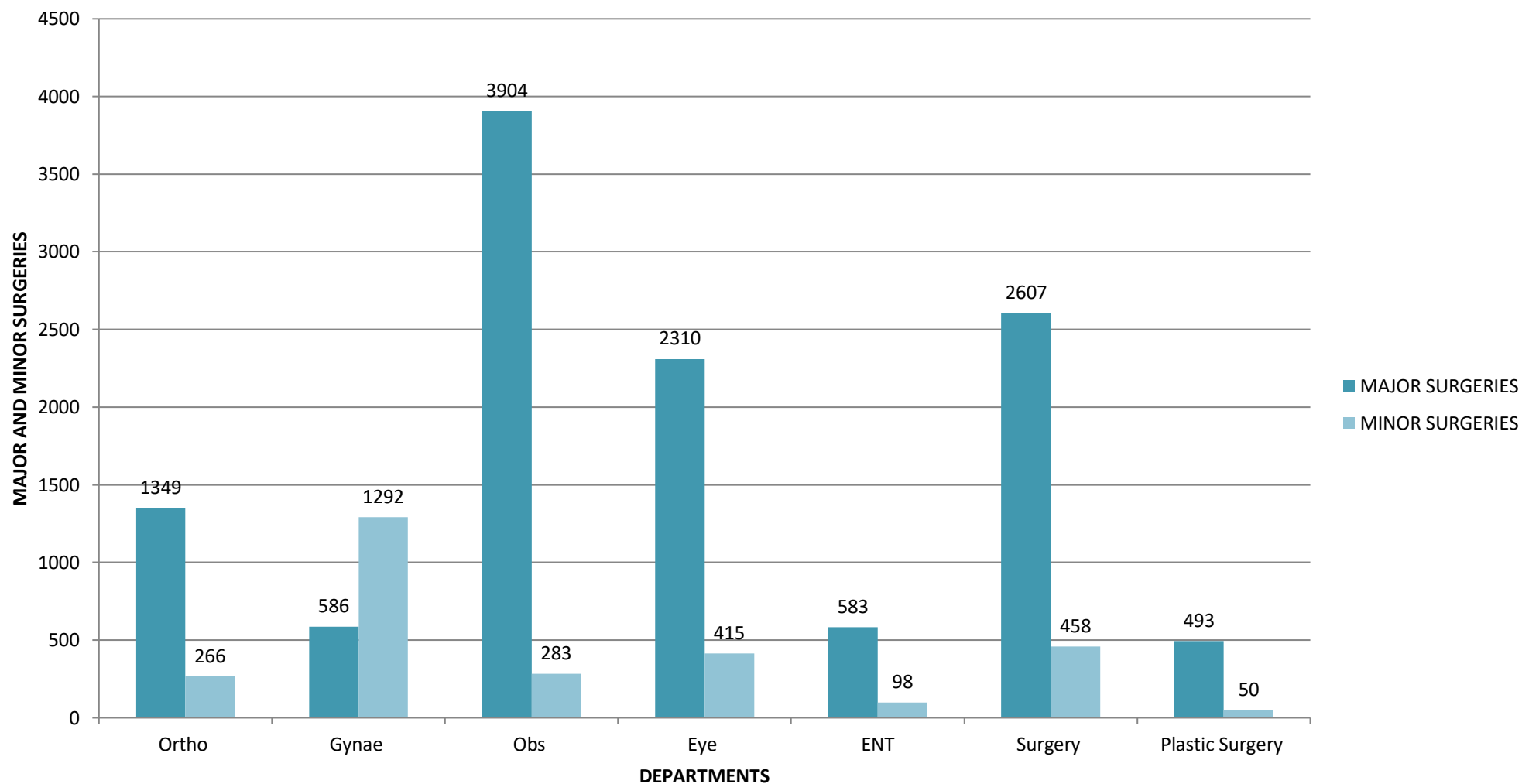


ANNUAL STATISTICS 2024										
MONTHWISE SURGERIES/OPERATIONS PERFORMED										
Sr. No.	MONTH	MAJOR SURGERIES			MINOR SURGERIES			TOTAL SURGERIES		
		Elective Surgeries	Emergency Surgeries	Total	Elective Surgeries	Emergency Surgeries	Total	Elective Surgeries	Emergency Surgeries	Total Surgeries
1	January	555	538	1093	1591	75	1666	2146	613	2759
2	February	548	499	1047	1673	74	1747	2221	573	2794
3	March	515	503	1018	1537	67	1604	2052	570	2622
4	April	552	420	972	1491	80	1571	2043	500	2543
5	May	579	517	1096	1679	99	1778	2258	616	2874
6	June	427	509	936	1304	77	1381	1731	586	2317
7	July	466	569	1035	1824	126	1950	2290	695	2985
8	August	270	516	786	904	87	991	1174	603	1777
9	September	463	494	957	1449	109	1558	1912	603	2515
10	October	458	513	971	1531	85	1616	1989	598	2587
11	November	422	488	910	1563	96	1659	1985	584	2569
12	December	485	526	1011	1598	90	1688	2083	616	2699
	Total	5740	6092	11832	18144	1065	19209	23884	7157	31041

ANNUAL STATISTICS -2024											
OT WISE SURGERIES											
NAME OF THE O.T./OPD		MAJOR	MINOR	GA	RA	LA	SA	BA	CSE	EA/NB	BB
M.OT.-I	ORTHO	592	26	110	0	26	376	28	70	0	8
	GYNAE	506	1288	330	1	1290	98	0	77	0	0
	Obs	50	268	5	0	267	45	0	0	0	0
M.OT-II	ENT	457	78	196	0	339	0	0	0	0	0
	SURGERY	1486	411	870	0	651	339	0	0	0	0
	EYE	2303	415	9	0	2476	0	0	0	0	0
EMOT	SURGERY	1169	47	434	0	47	717	3	0	0	13
	ORTHO	757	240	182	0	238	387	13	0	0	163
	ENT	85	20	84	0	23	0	0	0	0	0
	EYE	0	0	0	0	0	0	0	0	0	0
	P/S	0	0	0	0	0	0	0	0	0	0
EMOT(GYNAE)		3934	19	277	0	24	3651	0	0	0	0
PLASTIC SURGERY MINOR OT		493	50	142	0	73	57	4	0	267	0
SURGERY OPD MINOR OT		0	15572	0	0	2715	0	0	0	0	0
PLASTIC SURGERY OPD		0	775	0	0	0	0	0	0	0	0
(A) TOTAL SURGERIES		11832	19209	2639	1	8169	5670	48	147	267	184
PROCEDURES	OPD(SKIN)	0	4577	0	0	0	0	0	0	0	0
	OPD(ORTHO)	0	30049	0	0	0	0	0	0	0	0
(B) TOTAL PROCEDURES		0	34626	0	0	0	0	0	0	0	0
GRAND TOTAL (A+B)		11832	53835	2639	1	8169	5670	48	147	267	184

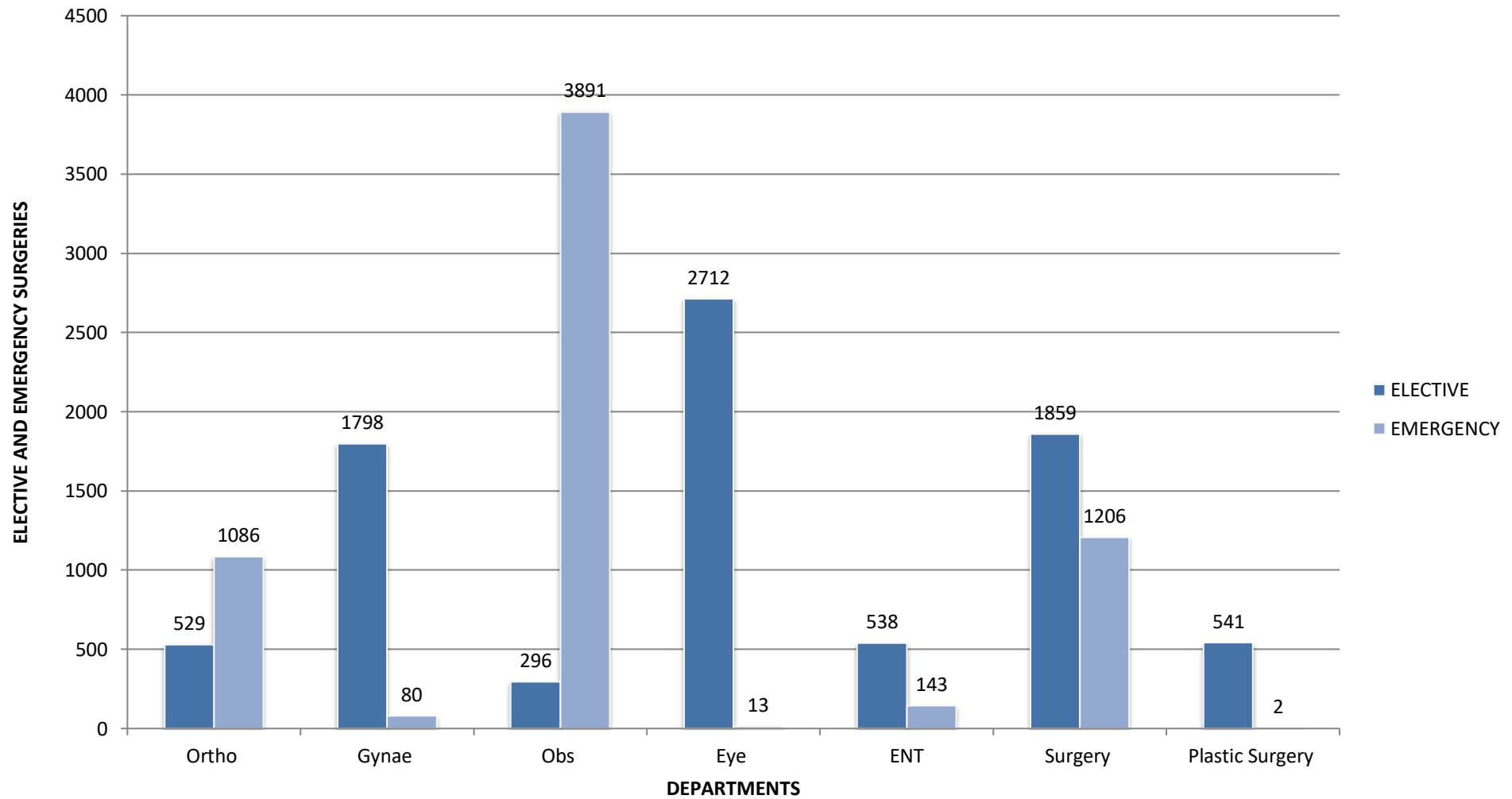
ANNUAL STATISTICS-2024																
DEPARTMENTWISE SURGERIES																
S.No.	Department	Total Surgeries						Grand Total	TOTAL ANESTHESIA							
		Major			Minor				GA	SA	BA	RA	BB	CSE	LA	NB
		Elective	Emergency	Total	Elective	Emergency	Total									
1	Ortho	508	841	1349	21	245	266	1615	292	763	41	0	171	70	266	0
2	Gynae	508	78	586	1290	2	1292	1878	368	138	0	1	0	77	1295	0
3	Obs	28	3876	3904	268	15	283	4187	244	3656	0	0	0	0	286	0
4	Eye	2301	9	2310	411	4	415	2725	9	0	0	0	0	0	2476	0
5	ENT	457	126	583	81	17	98	681	280	0	0	0	0	0	360	0
6	Surgery	1447	1160	2607	412	46	458	3065	1304	1056	3	0	13	0	698	0
7	Plastic Surgery	491	2	493	50	0	50	543	142	57	4	0	0	0	73	267
8	Surgery OPD Minor OT (includes Plastic surgery cases operated in Minor OT)	0	0	0	15611	736	16347	16347	0	0	0	0	0	0	2715	0
	Total	5740	6092	11832	18144	1065	19209	31041	2639	5670	48	1	184	147	8169	267

DEPARTMENTWISE MAJOR AND MINOR SURGERIES-2024



*Excluding minor surgeries conducted at various OPDs.

DEPARTMENTWISE ELECTIVE AND EMERGENCY SURGERIES-2024



*Excluding elective surgeries conducted at various OPDs.

ORTHO DEPARTMENT SURGERIES														
S. No	Month	Day Surgeries (8:AM to 8:00 PM)	Major			Minor			Total (1)	Night Surgeries (8:00 PM to 8:00 AM)	Major	Minor	Total (2)	Grand Total (1 +2)
			Elective	Emergency	Total	Elective	Emergency	Total			Emergency			
1	January		48	48	96	6	10	16	112		3	3	6	118
2	February		39	52	91	3	8	11	102		1	6	7	109
3	March		43	46	89	0	15	15	104		2	2	4	108
4	April		52	74	126	1	14	15	141		5	2	7	148
5	May		44	78	122	1	10	11	133		1	8	9	142
6	June		41	64	105	1	10	11	116		0	12	12	128
7	July		49	72	121	1	9	10	131		2	19	21	152
8	August		28	69	97	0	6	6	103		1	13	14	117
9	September		43	67	110	5	10	15	125		1	10	11	136
10	October		45	79	124	1	6	7	131		1	17	18	149
11	November		36	75	111	1	5	6	117		2	22	24	141
12	December		40	97	137	1	8	9	146		1	20	21	167
	Total	508	821	1329	21	111	132	1461	20	134	154	1615		

OBS' SURGERIES														
S. No	Month	Day Surgeries (8:AM to 8:00 PM)	Major			Minor			Total (1)	Night Surgeries (8:00 PM to 8:00 AM)	Major	Minor	Total (2)	Grand Total (1 +2)
			Elective	Emergency	Total	Elective	Emergency	Total			Emergency			
1	January		2	173	175	24	0	24	199		185	1	186	385
2	February		2	153	155	34	2	36	191		165	1	166	357
3	March		5	161	166	0	0	0	166		165	0	165	331
4	April		3	121	124	25	1	26	150		126	0	126	276
5	May		4	150	154	46	0	46	200		155	0	155	355
6	June		0	156	156	29	0	29	185		163	0	163	348
7	July		1	170	171	33	0	33	204		195	0	195	399
8	August		2	171	173	0	1	1	174		161	0	161	335
9	September		2	165	167	29	1	30	197		164	2	166	363
10	October		2	171	173	10	2	12	185		150	1	151	336
11	November		3	164	167	18	0	18	185		161	1	162	347
12	December		2	171	173	20	1	21	194		160	1	161	355
	Total	28	1926	1954	268	8	276	2230	1950	7	1957	4187		

GYNAE DEPARTMENT SURGERIES														
S. No	Month	Day Surgeries (8:AM to 8:00 PM)	Major			Minor			Total (1)	Night Surgeries (8:00 PM to 8:00 AM)	Major	Minor	Total (2)	Grand Total (1 +2)
			Elective	Emergency	Total	Elective	Emergency	Total			Emergency			
1	January		66	5	71	94	1	95	166		1	0	1	167
2	February		53	3	56	114	0	114	170		3	0	3	173
3	March		38	10	48	114	0	114	162		4	0	4	166
4	April		54	5	59	94	0	94	153		3	0	3	156
5	May		56	2	58	119	0	119	177		4	0	4	181
6	June		48	4	52	94	0	94	146		2	0	2	148
7	July		35	2	37	158	0	158	195		4	0	4	199
8	August		21	2	23	73	0	73	96		5	0	5	101
9	September		35	4	39	108	0	108	147		1	1	2	149
10	October		28	4	32	134	0	134	166		3	0	3	169
11	November		28	1	29	94	0	94	123		1	0	1	124
12	December		46	2	48	94	0	94	142		3	0	3	145
	Total	508	44	552	1290	1	1291	1843	34	1	35	1878		

EYE'S SURGERIES														
S. No	Month	Day Surgeries (8:AM to 8:00 PM)	Major			Minor			Total (1)	Night Surgeries (8:00 PM to 8:00 AM)	Major	Minor	Total (2)	Grand Total (1 +2)
			Elective	Emergency	Total	Elective	Emergency	Total			Emergency			
1	January		226	1	227	24	1	25	252		0	0	0	252
2	February		247	0	247	36	0	36	283		0	0	0	283
3	March		246	0	246	33	0	33	279		0	0	0	279
4	April		254	0	254	53	0	53	307		0	0	0	307
5	May		247	7	254	52	0	52	306		0	0	0	306
6	June		154	0	154	38	0	38	192		0	0	0	192
7	July		150	0	150	46	0	46	196		0	0	0	196
8	August		70	1	71	10	0	10	81		0	0	0	81
9	September		190	0	190	29	1	30	220		0	0	0	220
10	October		177	0	177	36	0	36	213		0	0	0	213
11	November		159	0	159	24	2	26	185		0	0	0	185
12	December		181	0	181	30	0	30	211		0	0	0	211
	Total	2301	9	2310	411	4	415	2725	0	0	0	2725		

ENT'S SURGERIES														
S. No	Month	Day Surgeries (8:AM to 8:00 PM)	Major			Minor			Grand Total	Night Surgeries (8:00 PM to 8:00 AM)	Major	Minor	Total (2)	Grand Total (1 +2)
			Elective	Emergency	Total	Elective	Emergency	Total			Emergency			
1	January		39	4	43	6	1	7	50		2	0	2	52
2	February		45	5	50	3	3	6	56		1	1	2	58
3	March		38	2	40	12	2	14	54		2	0	2	56
4	April		32	5	37	8	0	8	45		3	0	3	48
5	May		61	48	109	7	0	7	116		1	0	1	117
6	June		39	6	45	9	2	11	56		4	0	4	60
7	July		42	10	52	13	0	13	65		0	1	1	66
8	August		26	3	29	3	1	4	33		5	1	6	39
9	September		35	1	36	5	0	5	41		3	0	3	44
10	October		31	4	35	3	1	4	39		5	0	5	44
11	November		34	4	38	5	2	7	45		1	0	1	46
12	December		35	4	39	7	1	8	47		3	1	4	51
	Total	457	96	553	81	13	94	647	30	4	34	681		

SURGERY'S SURGERY														
S. No	Month	Day Surgeries (8:AM to 8:00 PM)	Major			Minor			Total (1)	Night Surgeries (8:00 PM to 8:00 AM)	Major	Minor	Total (2)	Grand Total (1 +2)
			Elective	Emergency	Total	Elective	Emergency	Total			Emergency			
1	January		131	51	182	25	2	27	209		65	0	65	274
2	February		122	63	185	36	3	39	224		53	2	55	279
3	March		102	69	171	35	2	37	208		42	1	43	251
4	April		116	42	158	7	3	10	168		36	2	38	206
5	May		125	4	129	37	0	37	166		67	1	68	234
6	June		112	54	166	44	0	44	210		56	1	57	267
7	July		143	54	197	50	2	52	249		60	3	63	312
8	August		81	58	139	37	5	42	181		40	7	47	228
9	September		122	47	169	28	2	30	199		41	3	44	243
10	October		126	46	172	29	3	32	204		49	0	49	253
11	November		124	46	170	50	3	53	223		33	1	34	257
12	December		143	46	189	34	0	34	223		38	0	38	261
	Total	1447	580	2027	412	25	437	2464	580	21	601	3065		

PLASTIC SURGERY'S SURGERY														
S. No	Month	Day Surgeries (8:AM to 8:00 PM)	Major			Minor			Grand Total	Night Surgeries (8:00 PM to 8:00 AM)	Major	Minor	Total (2)	Grand Total (1 +2)
			Elective	Emergency	Total	Elective	Emergency	Total			Emergency			
1	January		43	0	43	15	0	15	58		0	0	0	58
2	February		40	0	40	5		5	45		0	0	0	45
3	March		43	0	43	4	0	4	47		0	0	0	47
4	April		41	0	41	3	0	3	44		0	0	0	44
5	May		42	0	42	4	0	4	46		0	0	0	46
6	June		33	0	33	2	0	2	35		0	0	0	35
7	July		46	0	46	5	0	5	51		0	0	0	51
8	August		42	0	42	3	0	3	45		0	0	0	45
9	September		36	0	36	4	0	4	40		0	0	0	40
10	October		49	1	50	2	0	2	52		0	0	0	52
11	November		38	0	38	0	0	0	38		0	0	0	38
12	December		38	1	39	3	0	3	42		0	0	0	42
	Total	491	2	493	50	0	50	543	0	0	0	543		

Surgery OPD Minor OT (includes Plastic surgery cases operated in Minor OT)														
S. No	Month	Day Surgeries (8:AM to 8:00 PM)	Major			Minor			Grand Total	Night Surgeries (8:00 PM to 8:00 AM)	Major	Minor	Total (2)	Grand Total (1 +2)
			Elective	Emergency	Total	Elective	Emergency	Total			Emergency			
											0	0		
1	January		0	0	0	1397	56	1453	1453		0	0	0	1453
2	February		0	0	0	1442	48	1490	1490		0	0	0	1490
3	March		0	0	0	1339	45	1384	1384		0	0	0	1384
4	April		0	0	0	1300	58	1358	1358		0	0	0	1358
5	May		0	0	0	1413	80	1493	1493		0	0	0	1493
6	June		0	0	0	1087	52	1139	1139		0	0	0	1139
7	July		0	0	0	1518	92	1610	1610		0	0	0	1610
8	August		0	0	0	778	53	831	831		0	0	0	831
9	September		0	0	0	1241	79	1320	1320		0	0	0	1320
10	October		0	0	0	1316	55	1371	1371		0	0	0	1371
11	November		0	0	0	1371	60	1431	1431		0	0	0	1431
12	December	0	0	0	1409	58	1467	1467	0	0	0	1467		
	Total	0	0	0	15611	736	16347	16347	0	0	0	16347		

ANNUAL STATISTICS-2024													
INVESTIGATIONS													
	JAN	FEB	MAR	APR	MAY	JUN	JUL	AUG	SEP	OCT	NOV	DEC	TOTAL
MICROBIOLOGY													
BACTERIOLOGICAL CULTURE	5086	5079	4530	4570	5202	5018	6008	4740	5845	6030	5838	5839	63785
MICROSCOPY	360	40	104	83	94	57	95	74	82	75	70	98	1232
BIOCHEMICALS FOR IDENTIFICATION	1530	1456	2388	1364	1236	2176	2068	1588	1484	1430	1552	1680	19952
ANIBIOTIC SENSITIVITY	4850	4700	6134	3886	3768	6230	4548	4140	4150	4500	3940	4350	55196
SEROLOGY FOR INFECTIOUS AGENTS	3451	4805	5566	4357	5184	5598	5609	4368	6198	5690	6158	6680	63664
HIV/AIDS TESTS	1309	2620	2318	2271	2432	2211	2303	1624	1462	1318	1535	1996	23399
TOTAL	16586	18700	21040	16531	17916	21290	20631	16534	19221	19043	19093	20643	227228
PATHOLOGY													
HEMATOLOGY	109848	104703	114478	110122	120647	119007	120569	109990	122843	123485	117935	70271	1343898
CLINICAL PATHOLOGY	8714	6856	6240	6159	6486	6552	7153	4963	6382	5498	6159	5816	76978
BIOCHEMISTRY	68152	77000	75865	72025	70861	73609	72817	60282	69001	83267	66168	69888	858935
SEROLOGY FOR INFECTIOUS AGENTS	353	966	1064	1064	1229	995	1596	631	435	334	303	0	8970
ELISA(HORMONES)	3062	2358	4483	5194	1789	1630	1652	725	1055	1035	334	862	24179
ELISA(TUMOR MARKET)	200	99	204	368	307	193	174	160	11	4	16	70	1806
TOTAL	190329	191982	202334	194932	201319	201986	203961	176751	199727	213623	190915	146907	2314766

ANNUAL STATISTICS-2024														
PATHOLOGY DEPARTMENT														
DEPARTMENT		JAN	FEB	MAR	APR	MAY	JUN	JUL	AUG	SEP	OCT	NOV	DEC	TOTAL
HISTOPATHOLOGY	TOTAL NO.OF CASES	511	510	474	444	585	518	633	429	531	556	556	539	6286
	NO. OF SLIDES FOR STAINING/MICROSCOPY EACH	5399	5290	4423	4756	6912	5593	5925	5311	6277	5300	6092	3690	64968
CYTOLOGY	TOTAL NO.OF CASES	407	402	351	370	434	335	401	302	437	309	290	328	4366
	NO. OF SLIDES FOR STAINING/MICROSCOPY EACH	4746	3715	3801	3309	4458	3427	3500	2949	2949	3406	3506	3551	43317
PAP'S SMEAR	TOTAL NO.OF CASES	74	104	102	93	114	91	122	66	97	85	26	12	986
	NO. OF SLIDES FOR STAINING/MICROSCOPY EACH	150	210	204	186	228	182	244	132	194	170	52	225	2177

ANNUAL STATISTICS-2024													
	JAN	FEB	MAR	APR	MAY	JUN	JUL	AUG	SEP	OCT	NOV	DEC	TOTAL
LAB INVESTIGATIONS / DIAGNOSTICS													
LAB INVESTIGATIONS	215994	220605	233713	218564	249182	234314	250608	201793	218460	241817	219326	175337	2679713
ECHO	321	329	316	360	325	226	264	230	228	321	248	283	3451
ECG	8789	9921	8325	7737	8454	7984	8390	9045	8510	8213	8337	9205	102910
DIALYSIS	10	8	20	10	13	30	32	33	22	10	4	12	204
AUDIOLOGY	424	379	463	500	461	355	574	509	376	619	480	566	5706
RADIOLOGY													
X-RAY (GENERAL)	18688	20472	22003	21319	22961	20644	21894	19178	20003	21639	19240	18838	246879
X-RAY (DENTAL)	28	21	5	546	480	492	421	317	246	344	215	182	3297
ULTRASOUND & COLOUR DOPPLER	3249	3279	3758	3617	3512	2452	2887	1863	1588	1704	1864	1982	31755
C T SCAN	817	794	813	749	724	642	703	533	377	459	439	529	7579

ANNUAL STATISTICS-2024													
BLOOD BANK													
	JAN	FEB	MAR	APR	MAY	JUN	JUL	AUG	SEP	OCT	NOV	DEC	TOTAL
REPLACEMENT DONATION	878	865	859	795	864	840	869	766	813	488	600	697	8456
FAMILY VOLUNTARY DONATION	518	455	425	442	466	462	527	505	514	323	477	487	5083
VOLUNTARY DONATION (In House)	54	73	55	73	70	54	50	108	122	55	49	75	838
AUTOLOGOUS DONATION	0	1	1	1	1	0	0	0	0	0	0	2	6
VOLUNTARY DONATION (CAMP)	160	150	122	133	151	240	0	50	176	142	52	188	1564
TOTAL DONATIONS	1610	1544	1462	1444	1552	1596	1446	1429	1625	1008	1178	1449	15947
NO. OF BLOOD UNITS ISSUED													
UNITS ISSUED	3104	3088	3281	3427	3552	3788	3331	3460	3284	2687	1661	3318	37981
BLOOD ISSUED ON REPLACEMENT													
ISSUED ON REPLACEMENT	581	608	544	529	574	534	506	419	512	335	416	468	6026
NO. OF UNITS RETURNED TO STOCK													
RTS	29	59	57	31	37	48	32	43	38	39	55	49	517
TEST REACTIVE FOR INFECTIOUS MARKER (DISCARD)													
HIV	0	5	2	2	4	2	5	3	2	2	2	1	30
HCV	6	5	6	6	8	6	9	7	4	3	2	8	70
HBsAg	19	16	22	14	9	15	13	16	10	6	12	14	166
VDRL	11	14	22	11	11	18	15	16	14	6	6	19	163
MP	0	0	0	0	0	0	0	0	0	0	0	0	0
TOTAL	36	40	52	33	32	41	42	42	30	17	22	42	429

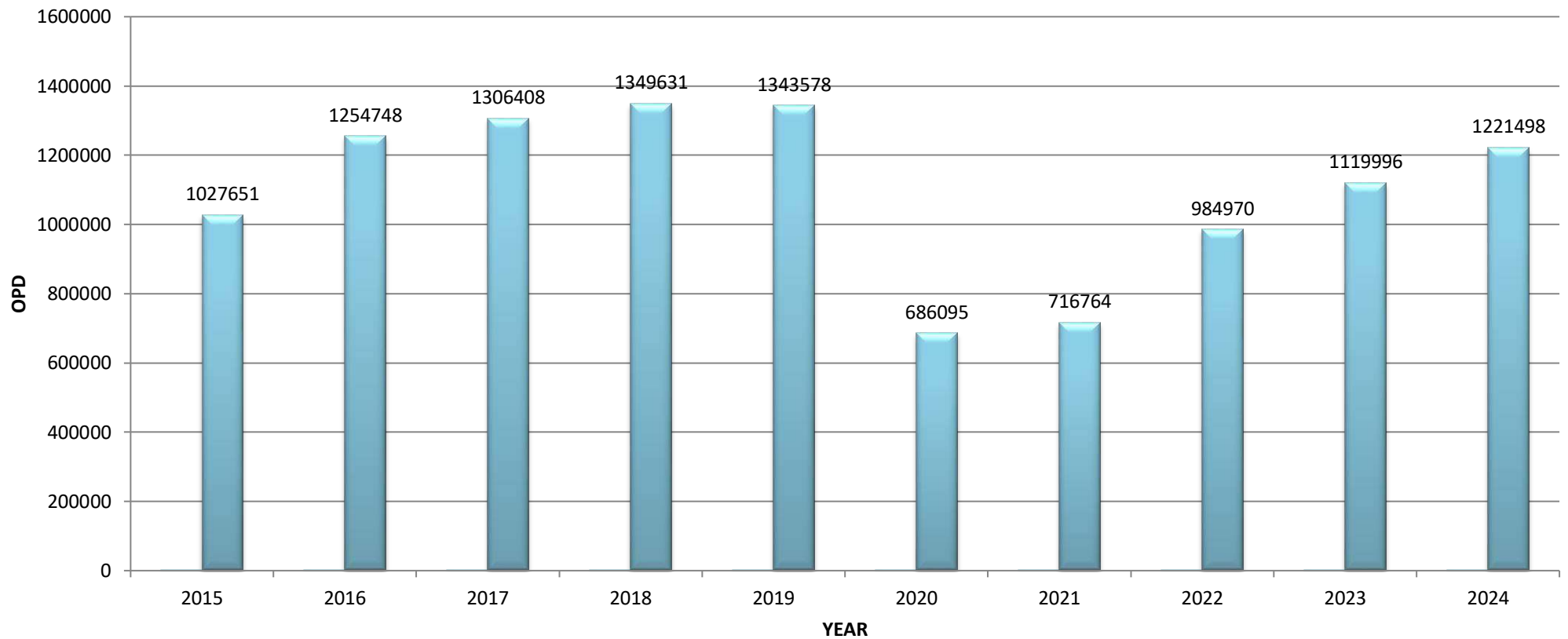
ANNUAL STATISTICS-2024													
FAMILY WELFARE AND PLANNING													
	JAN	FEB	MAR	APR	MAY	JUN	JUL	AUG	SEP	OCT	NOV	DEC	TOTAL
ANTE- NATAL CHECKUP	2709	2471	2158	2186	2086	1958	2439	1905	1990	1731	2275	2238	26146
NORMAL DELIVERIES	675	673	628	474	414	470	507	473	495	575	552	534	6470
LSCS (C SECTION)	341	303	303	225	271	294	347	321	326	303	310	307	3651
MSB/FSB (STILL BIRTH)	16	15	14	5	17	18	16	11	15	14	10	13	164
TOTAL DELIVERIES	1032	991	945	704	702	783	870	794	836	878	862	841	10238
BIRTH	1022	985	931	710	694	771	866	799	825	874	863	831	10171
MATERNAL DEATH	1	0	1	0	0	1	1	0	4	2	4	4	18
IUCD INSERTIONS	726	615	632	444	487	498	635	516	573	603	487	474	6690
STERILISATION (MALE)	0	1	0	1	1	0	2	0	0	1	4	4	14
STERILISATION (FEMALE)	77	77	79	74	79	75	75	68	95	87	83	23	892
MTP	31	29	22	35	26	31	40	15	28	25	15	30	327

ANNUAL STATISTICS 2024													
IMMUNISATION (No. OF DOSES)													
	JAN	FEB	MAR	APR	MAY	JUN	JUL	AUG	SEP	OCT	NOV	DEC	TOTAL
CHILD IMMUNIZATION :													
BCG	964	941	866	692	638	727	842	725	804	828	839	807	9673
Pentavalent	85	80	82	90	77	90	76	85	79	85	100	104	1033
OPV	1060	1029	965	796	727	828	941	822	891	917	936	918	10830
Hepatitis (HBV)	989	960	899	707	678	759	847	756	828	840	851	821	9935
IPV	70	67	78	76	60	83	82	78	80	73	89	99	935
Rotavirus	85	80	82	90	77	90	76	85	79	85	100	104	1033
PCV	70	67	78	76	60	83	82	78	80	73	89	99	935
Measels, Mumps & Rubella (MMR/MCV)	19	18	29	23	23	28	44	28	34	22	22	33	323
DPT	23	19	26	26	25	19	30	24	18	27	22	26	285
Typhoid	3	10	7	4	8	7	8	17	7	6	11	12	100
Td	54	70	55	59	55	50	40	30	27	24	7	21	492
Vitamin A	12	19	15	21	2	0	0	0	0	0	0	0	69
TOTAL	3434	3360	3182	2660	2430	2764	3068	2728	2927	2980	3066	3044	35643
OTHER IMMUNISATION :													
TETANUS	4879	5168	5677	4814	6073	5775	5065	6004	5145	5328	5314	5336	64578
ANTIRABIES VACCINES	10946	11333	12438	10436	11225	10547	9662	8991	9704	9027	11075	11044	126428
TOTAL	15825	16501	18115	15250	17298	16322	14727	14995	14849	14355	16389	16380	191006
G.TOTAL (A+B)	19259	19861	21297	17910	19728	19086	17795	17723	17776	17335	19455	19424	226649

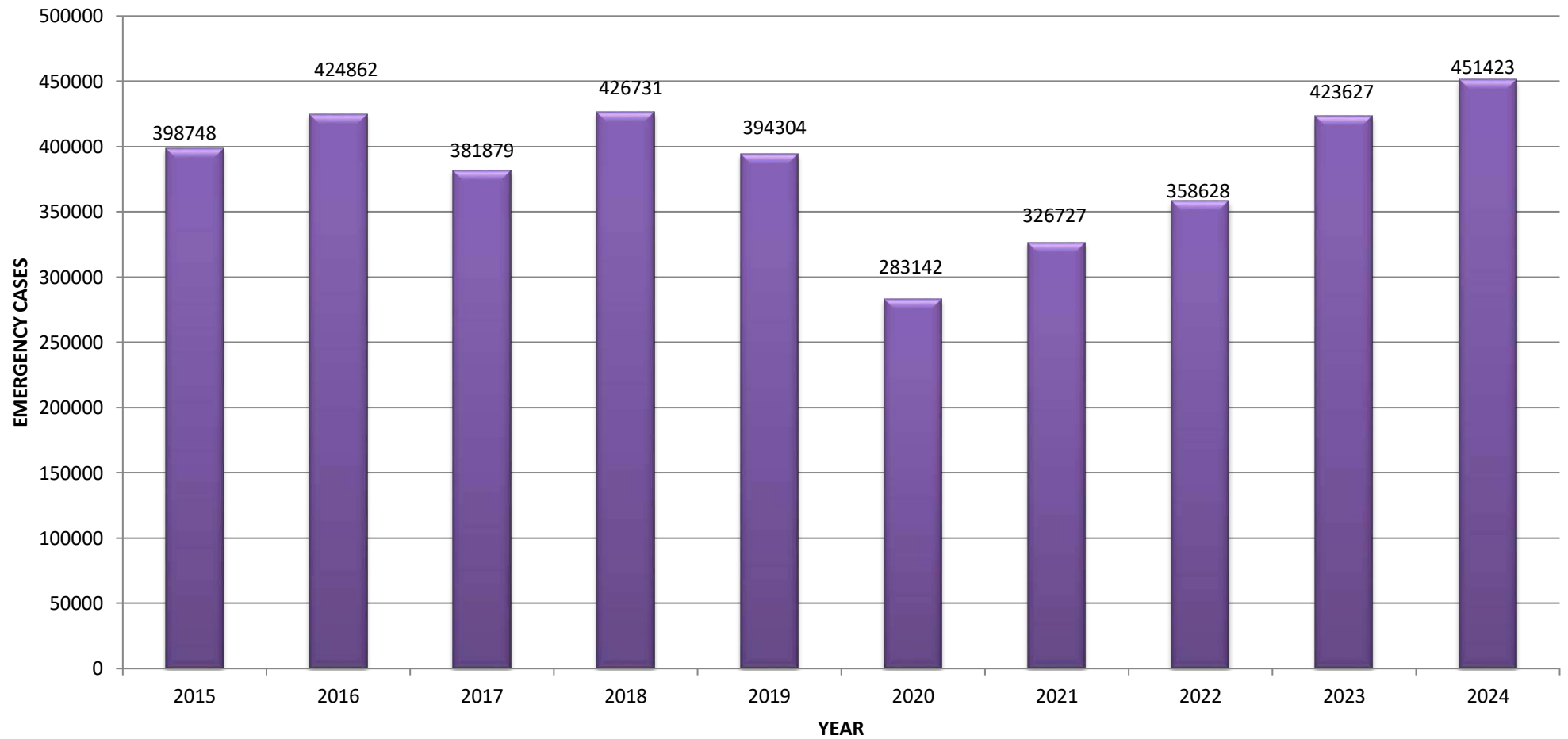
ANNUAL STATISTICS-2024													
	JAN	FEB	MAR	APR	MAY	JUN	JUL	AUG	SEP	OCT	NOV	DEC	TOTAL
ANAESTHESIA DEPTT.													
PAC ROOM	1106	1187	1179	1237	1348	1309	1365	1023	1245	1156	1203	4349	17707
FLOOR PAC	127	145	145	165	186	339	384	195	259	238	332	365	2880
BED SIDE	98	339	302	175	124	209	52	42	64	73	105	278	1861
TOTAL	1331	1671	1626	1577	1658	1857	1801	1260	1568	1467	1640	4992	22448
PHYSIOTHERAPY													
NEW CASES	1185	1135	1089	811	862	969	1327	796	955	1029	1129	1068	12355
OLD CASES	1042	1018	1083	1460	1361	1437	756	939	818	672	774	804	12164
INDOOR PATIENTS	953	706	673	470	230	460	405	365	352	741	501	461	6317
TOTAL	3180	2859	2845	2741	2453	2866	2488	2100	2125	2442	2404	2333	30836
AUTOPESES (MORTUARY)													
MALE	158	154	146	88	232	236	208	170	137	135	128	102	1894
FEMALE	30	45	43	39	59	35	49	48	47	43	45	98	581
TOTAL	188	199	189	127	291	271	257	218	184	178	173	200	2475

ANNUAL STATISTICS-2024										
STATISTICAL PROFILE OF DDU IN LAST DECADE										
	2015	2016	2017	2018	2019	2020	2021	2022	2023	2024
OPD	1027651	1254748	1306408	1349631	1343578	686095	716764	984970	1119996	1221498
DAILY AVERAGE OUT-PATIENT ATTENDANCE	3460	4224	4444	4544	4524	2310	2413	3316	3831	4113
EMERGENCY CASES	398748	424862	381879	426731	394304	283142	326727	358628	423627	451423
MLC	30615	28004	15206	13938	12463	9105	8602	10846	10940	9594
ADMISSIONS	63405	64008	58960	59163	60816	39245	40033	49337	53884	55038
DEATHS	2399	2939	2669	2707	2613	2491	2623	2216	2413	2449
MORTALITY RATE	5.07	6.04	5.92	4.58	4.3	6.35	6.55	4.49	4.48	4.45
LAMA	4647	4495	3873	3714	3283	1422	1496	2050	2649	2175
BIRTHS	11131	11448	9867	9860	10920	10087	6534	8456	9348	10171
BED OCCUPANCY (IN %)	110	112	109	106	99	64	73	87	92	87
OPERATIONS/SURGERIES	50845	52614	53777	57384	63441	31014	51718	74349	71226	65667
MAJOR	14234	14024	13607	14107	14193	6516	7839	10592	11550	11832
MINOR	2772	2662	2640	3035	4025	1393	1711	2901	3084	19209
MINOR OPD PROCEDURES/SURGERIES	33839	35928	37530	40242	45223	23105	42168	60856	56592	34626
X-RAYS	167887	202809	216347	228187	238268	139518	151548	219685	235143	246879
PATHOLOGY INVESTIGATION	2508028	2608529	2664428	2794592	2750892	1722600	2183896	2356690	2539790	2314766
ULTRA SOUND	39074	44976	44706	50772	40274	20282	30827	29955	30436	31755
C.T. SCAN	7517	13927	9168	373	0	0	0	7368	8141	7579
PHYSIOTHERAPY	27466	24992	36423	34142	35409	12213	18427	30050	33943	30836

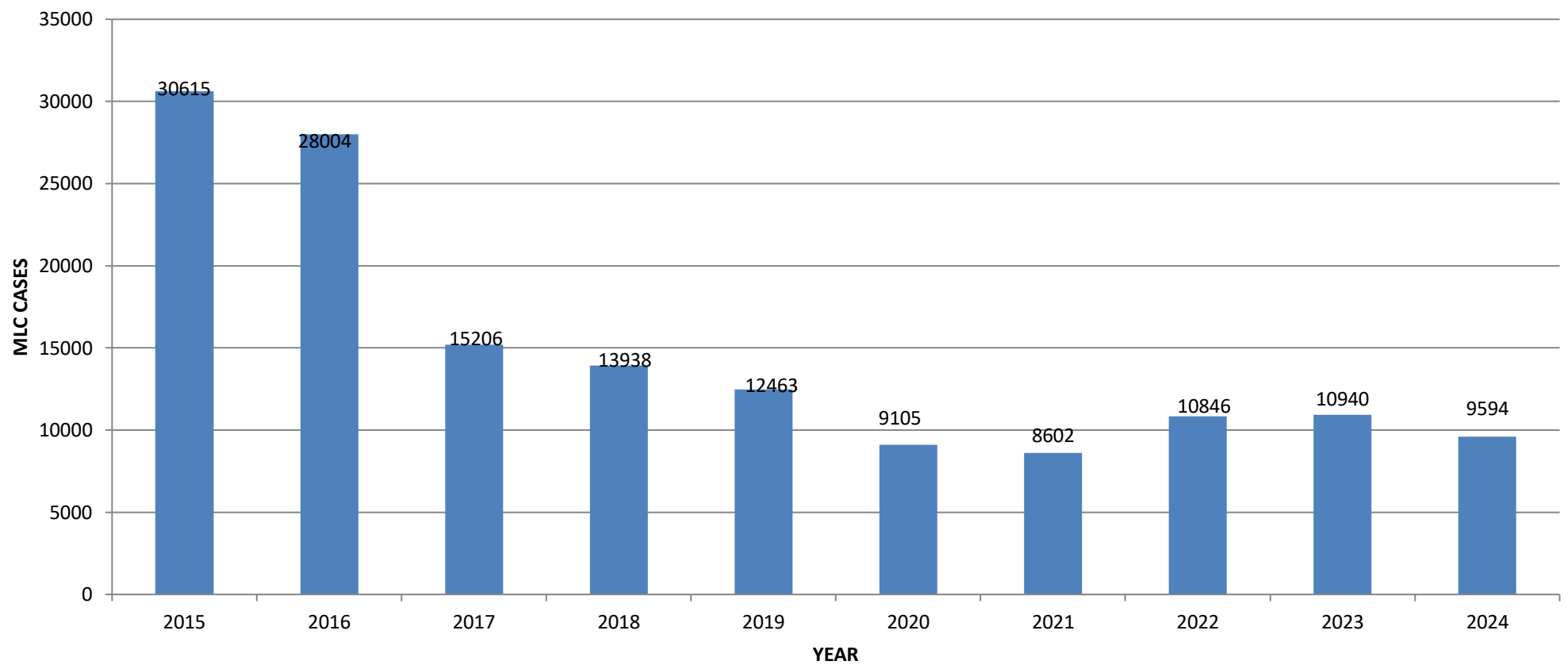
OPD ATTENDANCE IN DDUH DURING THE LAST DECADE



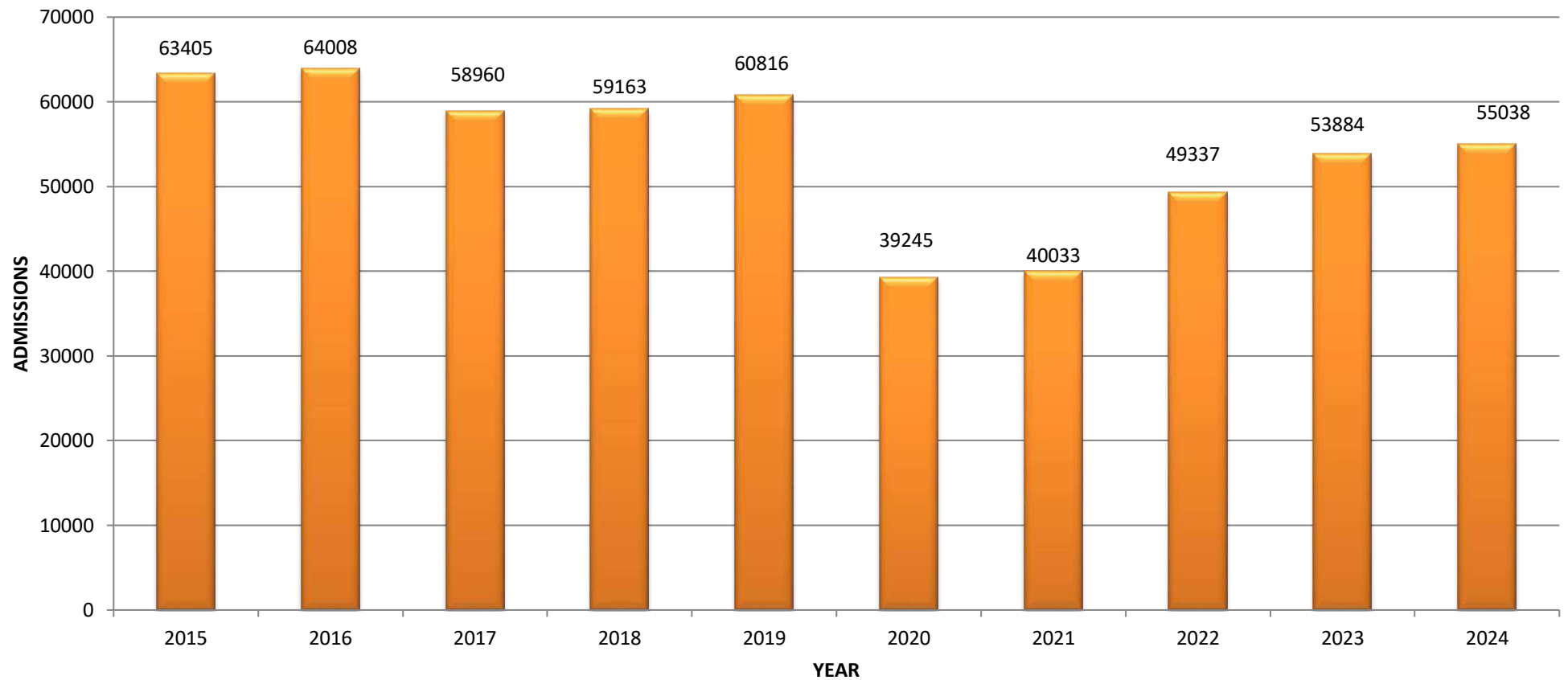
EMERGENCY CASES IN DDUH DURING THE LAST DECADE



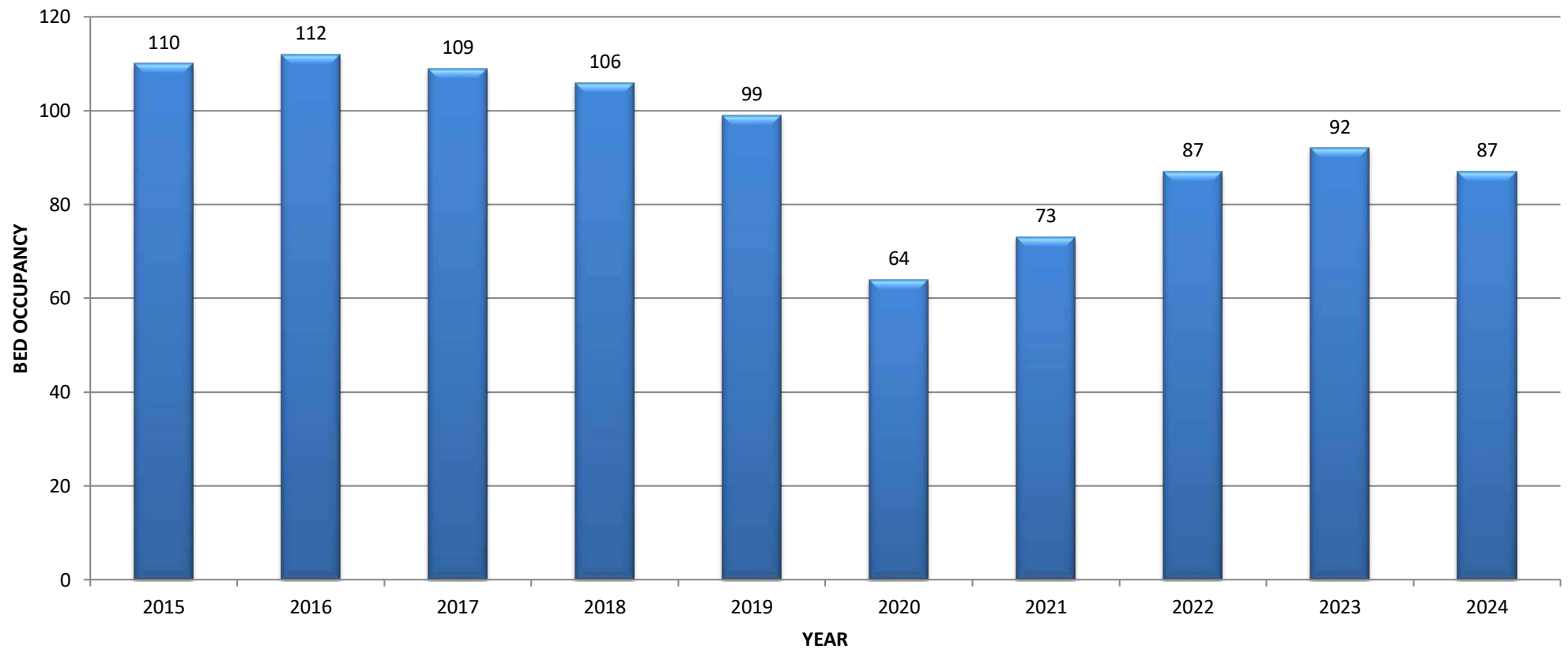
MLC CASES IN DDUH DURING THE LAST DECADE



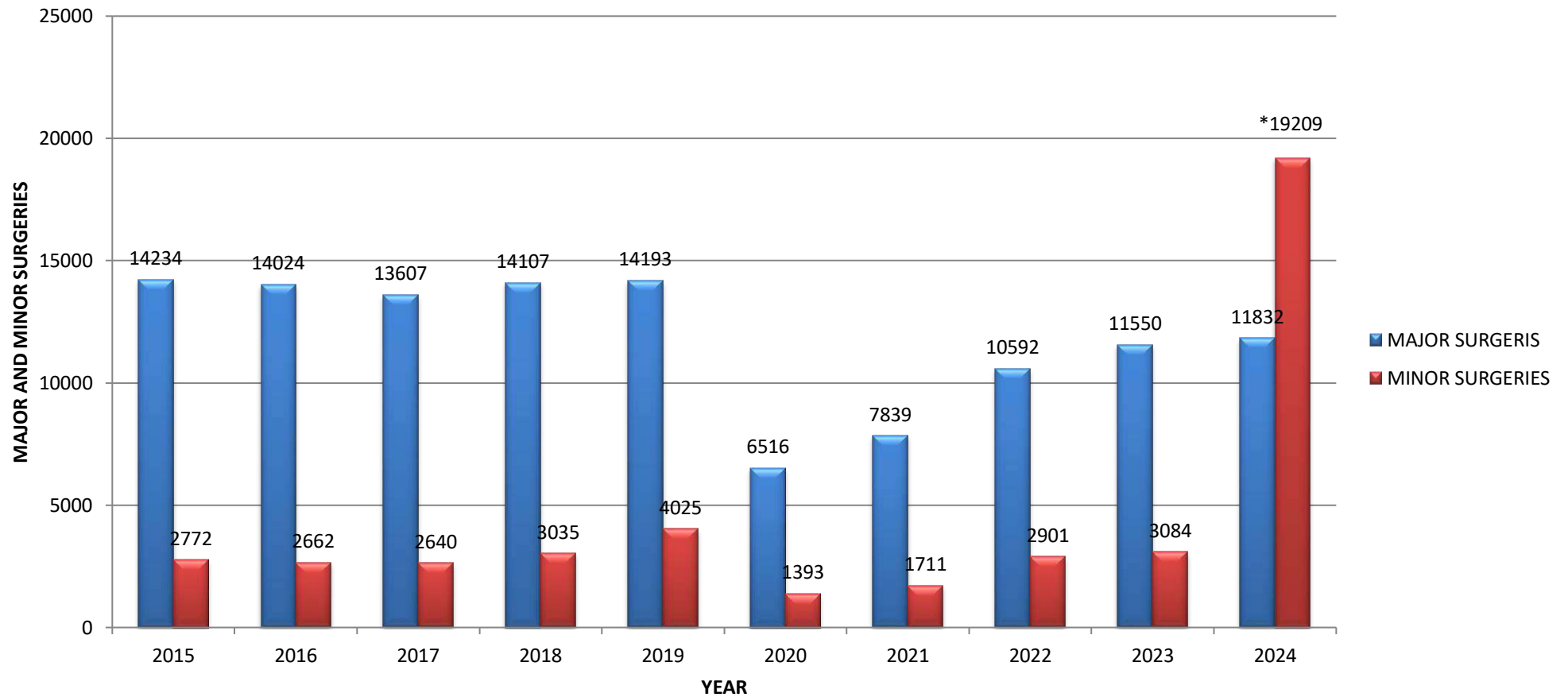
IPD ATTENDANCE IN DDUH DURING THE LAST DECADE



BED OCCUPANCY IN DDUH OVER THE LAST DECADE

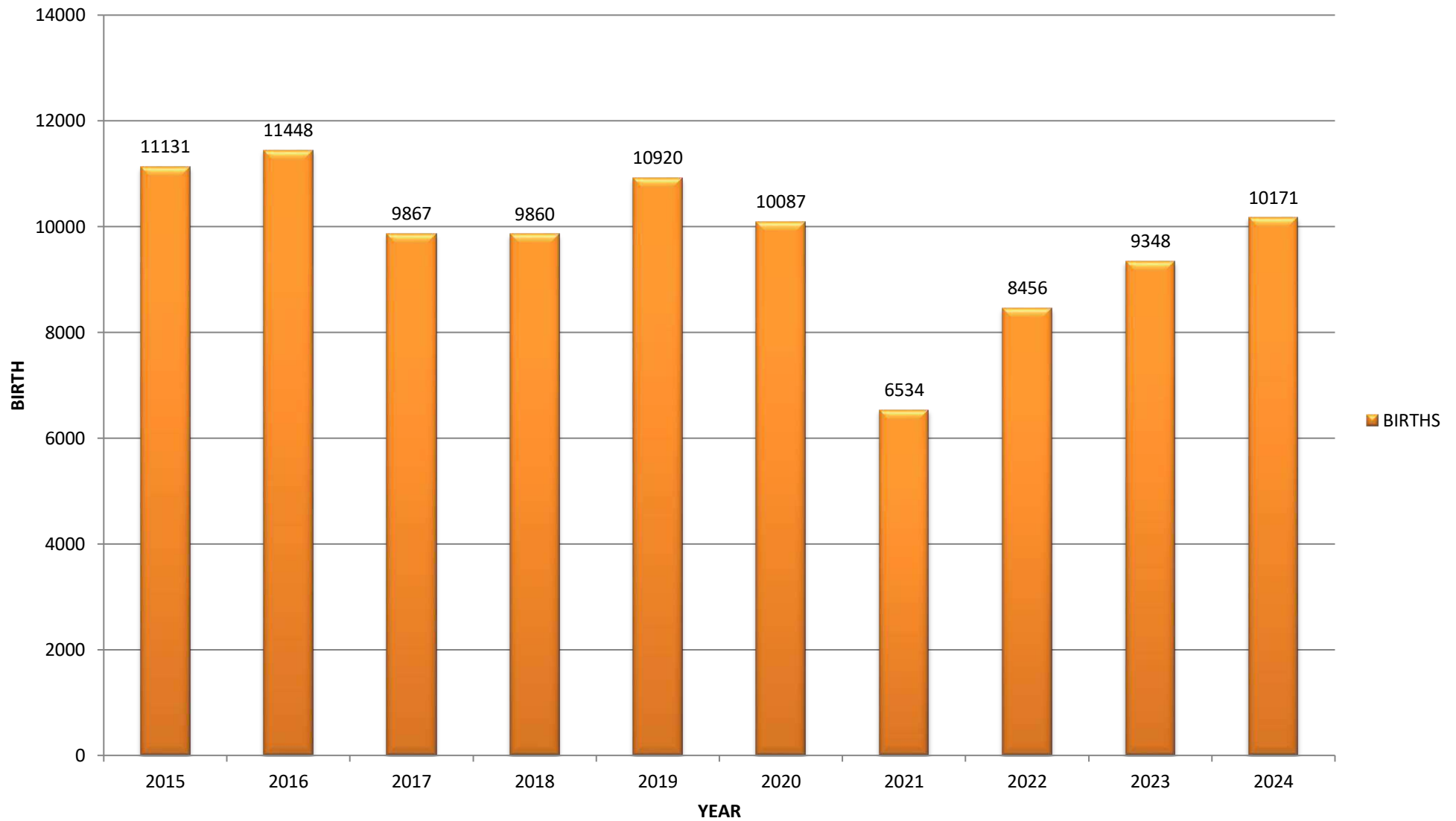


MAJOR AND MINOR SURGERIES IN DDUH OVER THE LAST DECADE



*Variation in minor surgeries is due to change in methodology to calculate the same in the year 2024.

TOTAL NO. OF BIRTHS IN DDUH OVER THE LAST DECADE



SECTION –B

DEPARTMENT OF MEDICINE

Department of Medicine is operating with 4 dedicated wards i.e. Wd-8,9,10&11, one ICCU and One Isolation ward. Further, Medicine Emergency ward is catering the patients with emergency treatment.

Apart from above, following special clinics are also operated by Medicine Department. These clinics are staffed by healthcare professional from various units of the Medicine Department.

S.No	Day	Special Clinics
1	Monday	Respiratory Clinic (Unit-1)
2	Wednesday	Diabetic Clinic (Unit-2)
3	Friday	Hypertension and CAD Clinic (Unit-3)

Diagnostic and Therapeutic procedures available during the year.

- Hemodialysis
- 2D- Echo
- PFT
- Multipara Monitors
- Bipaps
- Ventilators
- Defibrillator
- Infusion Pumps
- Ascitic Fluid Tapping
- Plueral Fluid Tapping
- CSF
- Blood Transusion

***New construction/renovations/upgradation of the deptt.:**

1. OPD Room 10B started to reduce the patient waiting time in Medicine OPD leading to better patient care.
2. PFT machine was made functional

***Workshops/seminar/other programmes:**

- DNB Seminar - Weekly

***Departmental targets for the year 2025:**

- ☐ To renovate the Medicine Seminar Room better equipped with Audio visual system for DNB teaching program.
- ☐ To complete the bid process for the procurement of the Central Monitoring System for ICCU.
- ☐ To provide excellent clinical care to patients as per laid guidelines in a time effective manner.
- ☐ To plan and accomplish academic developments in teaching, clinical care protocols to residents & PGs.
- ☐ To utilise a vacant area near ICCU for making doctor chambers for the faculty.
- ☐ To expedite the procurement of TMT which is already underway.

DEPARTMENT OF ORTHOPAEDIATRICS

***New Procurements and installation of medical equipments:**

- Surgical Electrical Cautery
- Procured for use in OT

***Awards:**

1. Senior Residents Dr. Vikash, Dr. Gaurav, Dr. Rahul Bindal did short term fellowship in arthroplasty in India and UK.
2. Two Papers were presented by Dr. Rakshit and Dr. Vineet in DUACON and IOACON 2024.

***Publications:**

Three publication done by Dr. Rahul Bindal , Senior Resident:-

1. Clinical Research comparing the efficacy of long PFN with short PFN in treating unstable intertrochanteric fracture done by Dr. Rahul Bindal , Senior Resident in International Journal of Orthopaedics and Traumatology 2024.
2. A prospective observational study examining the radiological and functional results of locking compression plate treatment for femur diaphyseal fracture in children in International journal of orthopedics and Traumatology 2024 by Dr. Rahul Bindal, Senior Resident.
3. A study of orthopedics management of club foot at tertiary health care centre by Dr. Rahul Bindal, SR in International Journal of Orthopedics Sciences 2024.

***Workshops/Seminars/Other Programmes:**

A CME was conducted at DDUH on 12 Sep'2024 on Management of Haemophilia using extended half life factors and Inhibitors management.

***Departmental Targets for the year 2025:**

- Procurement of Orthopaedic OT table for Emergency O.T.
- Starting Knee and Hip total arthroplasty procedures on regular basis.

DEPARTMENT OF SURGERY

***New Procurements and installation of medical equipments:**

- 2 Mobile OT lights installed in Main OT II in Nov'2024.
- 1 Ultrasonic Generator with vessel sealing device.

*** Awards:**

- Dr. SIBARAM GAUDD – 2nd Prize in paper presentation in Dr. c Palanivelu
- Best PG paper category at ASICON 2024.
- Dr. ABINU- 1st prize in poster presentation at ASICON 2024
- Dr. Lvamsee Krishna- Certificate of Commendation for outstanding Research Work in thesis by NBEMS

*** Workshops/Seminars/Other Programmes:**

3 Cadaveric workshops –

- 11.05.2024- Diseases of Colon rectum and anal canal
- 18.05.2024 – Exposure and repair of peripheral vessels
- 26.10.2024- VATS lobectomy

Monthly CME under the aegis of Delhi state chapter is ASI on 18.05.2024,

Seminar on Energy sources on 18.05.2024,

Blood Donation Camp on 15.06.2024.

***Departmental Targets for the year 2025**

- Theme/Organ based cadaveric workshops
- Upgradation of OT
- New equipment for latest technological advancements in various surgeries.



DEPARTMENT OF OBSTETRICS AND GYNAECOLOGY

- First of a kind Cadaveric workshop on (IIL) Internal iliac ligation in coordination with forensic department: Well appreciated by delegates.
- National level NARCHI Workshops on Preventive Oncology conducted by the department in coordination with department of pathology: Well attended and immensely appreciated.
- DNB students won 2nd prize in quiz held at NARCHI.
- Excellent academic performance of DNB students as reflected in 100% academic pass percentage of the students.
- E tender of Single Puncture Laparoscope under process.
- APJ Abdul Kalam Vishishth Seva medal from Delhi Gynae forum in August to faculty
- 1st prize for PPH drill all over India FOGSI Competition to deptt of OBG
- Legend of Obs and Gynecology award by UP OBG Society in November to faculty member
- Innovation of a very cheap, sturdy, sterile, medical grade Bharat Intrauterine balloon by faculty for the management of refractory PPH
- Appreciation prize by state program officer to the family planning department for the commendable services delivered
- Numerous Prizes received during WPD (World Population Day) 2024

Awards:

***1st Prize**

Female sterilization – Trophy + Certificate

PPIUCD – Trophy + Certificate

Inj. Antara – Trophy + Certificate

***2nd Prize**

Male Sterilization (NSV) – Trophy + Certificate

***3rd Prize**

Post Abortion IUCD – Trophy + Certificate

IEC Material Display - Trophy + Certificate

Appreciation:

Mrs. Kumkum Bala (ANM) – Certificate

Mrs. Priyanka (ANM) – Certificate

DEPARTMENT OF PEDIATRICS

Departmental achievements for the year 2024

*** New procurements and installation of Medical equipments**

- 1) Transfer of High Flow Nasal Canula (HFNC) machine in the department of Paediatrics. Five such units transferred from GTB Hospital.
- 2) Installation of Two pharmaceutical refrigerators in PICU & NICU for storage of heat sensitive drugs.
- 3) Procurements and installation of multipara monitors(22 in no.) for vital monitoring of sick patients.
- 4) Installation of Phototherapy units (8 in no.) for providing phototherapy to neonates with hyper bilirubinemia. (under process)

***New construction/Renovation/upgradation of the Department**

- 1) Renovation of OPD – Education and child friendly painting work on walls
- 2) Provision of neonate specific ambulance for transfer of sick neonates to higher centre in Sept 2024.





*** Departmental Achievements for the year 2024**

Workshops / Seminars


- 1) National Birth defect Awareness month- March 2024 webinar on 12.03.2024.
- 2) National Deworming week- 23.04.2024 to 30.04.2024
- 3) Stop Diarrhoea Campaign – Poster competition on 10.07.2024
- 4) Diarrhoea Control and Treatment- Quiz competition – 18.07.2024
- 5) ORS week celebration with IAPwest City Delhi – 29.07.2024
- 6) Breast feeding week from 01.08.2024 to 07.08.2024
- 7) Breast feeding week celebration with IAP west city Delhi- 05.08.2024
- 8) CME – “KAAM ki BAAT” – with IAP west city Delhi on 08.08.2024
- 9) National Newborn Week Celebration – 15.11.2024 to 21.11.2024
- 10) SAANS (Social Awareness and Action to Neutralize Pneumonia Successfully)- Nukkar Natika – 31.12.2024



National Birth Defects Awareness Month

Webinar Series March 2024




Topic

Early Detection and Management of Developmental Dysplasia of Hip (DDH)

Date: 7th March 2024 **Time:** 12:00 Noon (1 Hour)



Child Health Division (RBSK)
Ministry of Health and Family Welfare
Government of India



Speaker

Dr. Anil Agarwal
Specialist and Head
Department of Pediatric Orthopedics
Chacha Nehru Bal Chikitsalaya
New Delhi

Joining Link - <https://echo.zoom.us/j/81440136053>

DEPARTMENT OF EYE

The department of Ophthalmology is presently being headed by Dr. Amit Mehtani supported by 2 other consultants. The department is running daily OPD from Monday to Saturday along with special clinics such as Glaucoma clinic, Retina clinic, squint clinic etc. in the afternoons. The eye ward is presently housed on 3rd floor, Trauma block and comprises of 35 beds.

*Facilities available:

- The department provides comprehensive eye care on out patients basis (Daily OPD from Monday to Saturday) using state of art equipment. Special Clinics like Glaucoma Clinic, Retina clinic, Strabismus clinic are also being done in the afternoons.
- Refractions are being performed and corrective spectacles are being prescribed.
- Management of cataract cases with phaco emulsification surgery and intra-ocular lenses is being done. Yag capsulotomies are being done.
- Glaucoma workup and surgeries – Glaucoma workup using Applanation tonometry, OCT, UBM, Laser peripheral iridotomy, gonioscopy, visual fields (perimetry).
- Strabismus and Neuro ophthalmology work up and management of Squint cases.
- Oculoplastic surgeries.
- Retinal disorders and treatment wherever possible, diagnosis and treatment using FFA,
- OCT, green laser, fundus photography, Anti VEGF Injection of Intravitreal Ranibizumab for treatment of macular oedema and Neovascularization of Retina.
- Lacrimal sac procedures like syringing, Probing, DCT, DCR.
- Retinopathy of prematurity screening and referral to a tertiary care center wherever required.
- Ophthalmic emergency services 24x7.
- Eye bank facilities – retrieval of donor corneas being done round the clock.
- DNB teaching activities: classes being conducted on Wednesday (1-3 pm) and Saturday(9-10 pm) through seminars, lectures, case presentation etc.
- DNB exam (Practical) and FAT exams are being conducted.

*Achievements

- The Department of Ophthalmology was awarded **CERTIFICATE OF APPRECIATION** for immense contribution for cornea retrievals by National Eye Bank RPC, AIIMS for the year 2024.



- Department was upgraded with the addition of Advanced Ophthalmic Microscope in January 2024.



- Successfully organized Cornea Donation Fortnight and CME on Eye Donation on with talks by eminent personalities such as Chief RP Centre and Chairperson, National Eye Bank of India, RPC in DDUH during Cornea Donation Fortnight.



- Faculty and residents have many publications in National and International journals.
- Faculty and residents presented many papers, posters, and won prizes at DOSconference, 2024.
- Faculties members were appointed as external examiner for DNB Examination and chairperson and panelists in many national conferences.

DEPARTMENT OF ENT

General information:

Department	No. of Beds		Special Clinics		Facilities Available in IPD,OPD, Emergency and ICCU
ENT	Ward No.	Beds	Day	Special Clinics	<ul style="list-style-type: none"> • 24 hour emergency services. • OPD services along with daily minor operative procedures, audiometric evaluation OAE and BERA • Major surgeries conducted 2 days a week. • Disability certificates being issued • Medical examination of UPSC and other officials
	7	16	Tuesday/ Wednesday /Friday	Rhinology clinic	
			Thursday	Deafness/Vertigo clinic	
			Friday	Cancer/Tumour clinic	
	Emergency	16			
	TOTAL	32			

*Surgical procedures

All major and minor surgical procedure like:

NOSE- Septoplasty, Rhinoplasty, FESS, Fracture nasal Bone reduction, Inf. Turbinate reduction, Nasal mass excision, Maxillectomy, Endo dacrocystorhinostomy, nasolabial cyst excision, Mucocoele of paranasal sinuses excision.

EAR- Myringotomy, Grommet insertion, Myringoplasty, Tympanoplasty, Mastoidectomy, Stapedectomy, Lobuloplasty, Cysts removals.

THROAT – Tonsillectomy, Adenoidectomy, Hemiglossectomy, Esophagoscopy and Biopsies.

NECK- Microlaryngeal surgery, throidectomy, Laryngoectomy, Parotidectomy, Sistrunk operation, Submandibular gland surgery, Neck dissection and other Head and Neck surgery including oncosurgery.

Emergency Patients who needs emergency procedure i.e. Trauma cases, Foreign body and stridor are admitted and provided relevant treatment.

All major and minor operation and all kinds of endoscopic procedures-

- Diagnostic Nasal endoscopy
- Direct Laryngoscopy
- Oesophagoscopy
- Otoendoscopy

*Others

- DNB training is conducted for primary & secondary students.

6 DNB candidates who appeared for NBE Final examination cleared their exams.

- PTA, OAE, BERA & tympanometry assessments done in audiometric rooms. In 2024 we did 3269 PTA, 1455 OAE, 43 BERA & 415 tympanometry, which is 13 % more compared to 2023.
- Department has observed Deafness awareness in the first week of March as a part of World deafness day.
- Cancer awareness & screening was conducted in the month of February. Around 540 biopsies were done from various concerned areas and 189 lesions turned out to be malignant and further treatments were done. It was almost 10 % more than the previous years data.

***Procedures**

- FESS system with endoscopes & instruments for nasal surgeries was inaugurated
- Portable light source for OT.
- Rigid direct laryngoscope along with MLS instruments.

***Awards**

Dr. Jasmeet Kaur, consultant & Former HOD of the department was felicitated on International Women's day for her contribution in blood donation.

Dr. Dibyaswarup Lenka, Primary DNB resident attended Temporal bone dissection on December -3, 2023 at PT MADAN MOHAN MALVIYA CENTENARY HOSPITAL, GOVANDI & won the best dissector award.

Dr. Pratik Agrawal, secondary DNB resident won won the best dissector award in Rhinology workshop cum cadaveric dissection held on May 25-26 on 2024 at AIIMS BATHINDA.

***Targets**

- Early detection of deafness in newborns & children
- Early detection & treatment with awareness of cancer in ENT
- To set up a vertigo Lab for Testing & treatment of cases of vertigo
- To upgrade the department for hoarseness evaluation with newer equipment technique.

DEPARTMENT OF BLOOD BANK

***Achievements of Blood Bank**

Department of Blood Bank has collected 17343 units of blood in the period from January 2024 to December 2024, out of which 1564 Blood donations were from 36 camps and in-house voluntary collection. Autologous Donations have also substantially increased.

This center being the mother Blood Bank of eight Blood storage centers, catering to the Blood needs of RTRMH, GGSH, SDDMSC ABGH, SVBPH, IGH, Cantonment Gen. Hospital, Mata Gujri Hospital besides the other Government and private hospitals.

The routine testing in Blood Group serology & Infectious marker labs are being done on fully automated system.

The 37981 Blood component units have been issued in this period out of which 84.13 % were issued without replacement. This could be possible due to the component separation having achieved more than 99% . Blood bank caters to the demand of regular Blood transfusion needs of around 500 Thalassemia cases. Having attained the professional excellence, this center has become a referral center for immune-haematolgy cases including Thalassemia patients many of whom have been referred to for compatibility testing by other Blood Banks as this center has specialized in issuing antibody screened, Rh and Kell matched, lauco-reduced packed red blood cells to multiple transfusion cases.

This center has achieved 100% scoring in Blood Bank External Quality Assurance Scheme as accredited with SDMH Jaipur QCI.

Because of its continuous and qualitative participation in Donor-vigil and Haemo-vigil of Haemovigilance programme of India, Blood Bank DDU hospital was being selected for the dissertation work of PhD for M. Pharma students coming to National Institute of Biological under M/o Health & FW, GOI.

The blood bank is slowly getting self sustainable in terms of funds for procurements of consumables from the credit money generated from utilizing the surplus plasma being given to fractionators. Also hospital is receiving factor VIII through the CSR against the surplus plasma being provided to fractionators.

DEPARTMENT OF RADIOLOGY

***Introduction**

Radiology Department provides all radiological services like Digital X-Rays, C.T. Scan and Ultrasound to all patients of OPD, IPD and Emergency round the clock 24X7. Radiology Department also provides all these services to Medico-legal cases (MLC), patients referred from Tihar Jail and other peripheral hospitals and dispensaries.

***Facilities available in the Department**

X-RAY

1. Digital X-Ray Facility to the OPD, IPD and Emergency Patients.
2. Bedside X-ray facility available for admitted patients.

ULTRASOUND

1. Ultrasound Facility -

- Abdomen
- Chest
- Pelvis
- KUB
- Small parts
- Obstetric ultrasound
- Obstetrics Doppler

For all Emergency, IPD and OPD Patients.

2. Special Ultrasonological procedures –

- Ultrasound Guided FNAC,
- Colour Doppler,
- Drainage of liver abscess and other collections etc.
- Diagnostic & therapeutic aspirations – pleural, peritoneal etc are also done in the department. to all Emergency, IPD and OPD Patients

C.T. SCAN

1. The department provides all type of C.T. Scan Facility –OPD, IPD, Emergency, Central Jailpatients and MLC patients.
2. Special C.T. Scan procedures like High Resolution C.T. Scans etc. are also done in the department.

***Departmental Achievement for the year 2024**

- New construction/Renovation/up gradation of the department : NIL
- New Procurements and installation of medical equipment : NIL
- Awards: NIL

***Workshops/Seminars/Other program:**

CME and other training programs on various topics run in the department as routine practice.

***Departmental Targets for the year 2024:**

- To procure one dedicated X ray machine for emergency patients and install it in A & E Block
- To decrease waiting time of patients for different investigations.

DEPARTMENT OF DENTAL SURGERY

The Department of Dental surgery of the Hospital caters to patients from West Delhi. It is also a referral centre for Shri Dada Dev Matri Avum Shishu Chikitsaalaya ,Acharya Shree Bikshu Hospital,Guru Gobind Singh Govt. Hospital ,Sardhar Vallabh Bhai Patel Hospital ,Central Jail Hospital and Rao Tula Ram Hospital .

Dentistry is a highly specialized field with nine branches concerned with different specialties of dental care in the Hospital ,we are spreading smiles across through sustainable efforts.

The various services provided under each speciality of dentistry here at DDUH are:

Sr. No.	SEPECIALITY	OPD	NO. OF PATIENTS/ IN 2024	MAJOR SERVICES PROVIDED
1.	Prosthodontics (replacement of natural teeth with artificial substitutes)	Daily	14	Complete denture fabrication, RPDs, Maxillofacial prosthesis, recommendation of crowns, vaginal moulds.
2.	Conservative dentistry & endodontics (management of decayed tooth)	Daily	8443	Restoration of cavities, RCTs, Asthetic restorations including cosmetic smile design.
3.	Periodontics (Management of gums & PDL diseases)	Daily	2301	Oral prophylaxis, Gingival & periodontal surgeries, root planning.
4.	Oral & Maxillofacial surgery (Surgical management of diseased oral tissues)	Daily	4913	Tooth extractions, alveoloplasty, RTA management.
5.	Paedodontics (Child Dentistry)	Daily	7691	Prevention & Treatment of oral problems related to children.
6.	Oral medicine, diagnosis (dental OPD)	Daily	46877	Diagnosis & pharmacologic, radiologic management of Oral diseases.
	Oral radiology Dental X-ray	Daily	3297	Correction of dento-facial irregularities using removable appliances.
	Bone age and MLC Cases	Daily	649	Various biopsies including excisional, exfoliative & incisional, etc.
9.	Community dentistry (dental public health)	Daily	Awareness and examination IN SKV School	Health education, community based preventive dentistry, patient education

Emergency services are being provided in casualty :

1. Road traffic accident cases management
2. Orofacial pain management
3. Tooth reimplantation
4. TMJ Dislocation management
5. Management of orofacial bleeding cases.
6. Attending to ward cases

In addition, we are having special clinics as per schedule;

Serial no.	Days	Time	TCA procedures
1.	Monday & Thursday	1pm-3pm	prosthodontics
2.	Tuesday	1pm-3pm	Fracture & Oral surgical procedures
3.	Wednesday & Friday	1pm-3pm	Cosmetic Dentistry

***Academics**-A part from the vigorous clinical schedule for the upgradation of resident doctors and to keep them abreast with the latest. We are having **seminars first week** of a month as per schedule.

The Hospital conducted oral health awareness drive in SKV Hari nagar –Delhi government school which included Lectures on –

- Oral hygiene with emphasis on tooth brushing , flossing
- Tooth decay –prevention ,etiology and management
- Oral cancer –causes and prevention
- Orthodontic treatment-oral habit ,early detection and prevention



B Quiz competition –with around 20 prizes distributed



C Oral health examination –around 100-120 children were examined and advised accordingly and recalled in D.D.U Hospital for treatment



D. Education materials with take home message were distributed among the children.



As per theme of World Oral Health Day 2024 "A happy mouth is a happy body" we conducted a health talk emphasizing on keeping mouth healthy and happy .



***Targets for 2025**

We plan to start GERIATRIC CLINIC On Sundays 10 am to 12 noon for elderly citizens.

DEPARTMENT OF PATHOLOGY

***Facilities Available-**

Emergency laboratory services – 24*7 services available.

OPD Services- Yes

Indoor/Ward Services – Yes

***Departmental Achievements 2024**

- Ms. Lali Geevarghese (Medical lab technologist) received award for her work and contribution on 15th August 2024.
- The department organized a CME-Pathology in may 2024 in which speakers and participants updated their knowledge on advancements in field of pathology and laboratory Medicine.

***Departmental targets for the year 2025**

- Upgradation of immunoassay lab and procurement of immunoassay Analyzer (under process)
- Renovation of the department.
- Initiate implementation on Laboratory information Management System (LIMS) in coordination with Hospital information Management System (HIMS).



DEPARTMENT OF CLINICAL MICROBIOLOGY AND INFECTIOUS DISEASES

***Introduction**

The department of clinical Microbiology and infectious Diseases provides laboratory test services to all OPD and Admitted patients of Deen Dayal Upadhyay Hospital. It also caters to patients referred from other health care centers in Delhi and walk-in clients for HIV testing.

The staff comprises highly trained Clinical Microbiologists, Technical Officers, Infection Control Nurses, Medical Lab technologists, Counsellors, Nursing Orderlies, Peon and safai Karamchhari.

***Facilities Available:**

1. Aerobic Bacterial Culture and identification Tests

Blood, Urine, Cerebrospinal Fluid, Pus and Wound Swabs, Respiratory Secretions, Sputum/Throat swabs, other sterile body fluid (Pleural/Synovial/Ascitic/Pericardial/Vitreous etc.), catheters/Endotracheal Tubes, high vaginal swabs, Eye/Ear/Nasal/Oral, conjunctival and umbilical swabs.

2. Antibiotic Sensitivity Tests-

Disc diffusion tests, strip MIC, ESBL detection, MRSA detection

3. Serology

Typhidot, RPR, Hepatitis B & C, HIV in ICTC, Dengue IgM & NS1, chikungunya IgM.

4. Microscopy

Gram's stain directly from specimens, & culture material, ZN stain for AFB (M. Tuberculosis & M. Leprae in SSS) except sputum, KOH mount for fungus, hanging drop for Vibrio cholera in stool, Modified AFB staining for Cryptosporidium spp; etc, India Ink for Cryptococcus in CSF and Alber's stain for C.

5. Hospital infection Surveillance

Air surveillance of critical areas (OT & ICU, NICU), sterility test of blood vials for bacteria & fungi, Sterility test of dialysis fluid & IV fluids for bacteria & fungi, and Environmental samples.

***Training**

Sr. No.	ACADEMIC ACTIVITIES	TOPIC	DATE
1.	CME	<ul style="list-style-type: none">AMR	30.11.2024
2.	Sensitization session for patients	<ul style="list-style-type: none">Pregnant patients on prevention and cure of Viral Hepatitis	28.07.2024
3.	CME	<ul style="list-style-type: none">WHONET TRAINING	30.11.2024

4.	TRAINING	<ul style="list-style-type: none"> • Hand Hygiene • SPILL MANAGEMENT • BMW • NEEDLE STICK INJURY • 5S • QUALITY TOOLS • QUALITY INDICATORS • SOP: HICC • SOP: ANITBIOTIC POLICY • FIRE SAFETY • DISASTER MANAGEMENT • AUTOMATION • INFECTION CONTROL PRACTICES • SMART OBJECTIVE • DONNING AND DOFFING OF PPE • STANDARD PRECAUTIONS • LABORATORY SAFETY 	Regular training session conducted at least fortnightly throughout the year.
----	----------	---	--

***Achievements:**

- Best Center for ICTC Services in Delhi
- Staff ICTC (Microbiology) awarded the best prize consecutively the second time.

DEPARTMENT OF OCCUPATIONAL THERAPY

***Awards:**

Provide Occupational therapy clinical training to students from different educational institutions of Occupational therapy.

***Workshops/Seminars/Other Programmes:**

Celebrated World occupational therapy day on 27th Oct 2024 to create awareness of Occupational Therapy services among patients.

***Departmental Targets for the year 2025:**

- To get more space for Occupational therapy department so as to expand and provide rehabilitation services to patients.
 - To procure computerized audio-visual occupational therapy equipments for occupational therapy department.
 - To get space for setting up paediatric unit in department.
-

DEPARTMENT OF PHYSIOTHERAPY

***New Construction/Renovation/Upgradation of the department:**

- Facility of Air conditioner were given in waiting area , Exercise area and treatment area of the department.

***Departmental targets for the year 2025**

- Procurement of new equipment is necessary for the Department for pain relief, muscle strengthening and functional training.


DEPARTMENT OF ANAESTHESIA

***New Procurement and installation of medical equipments:**

- Autoclave for Emergency OT's
- ABG for ICU
- ICU Beds

***Departmental targets for the year 2025:**

- Multi-para monitors procurement
- CSSD Autoclave machine procurement
- Achieving compliance to NABH/NQAS



DEPARTMENT OF ACCIDENT AND EMERGENCY

***New Construction/Renovations/Upgradation of the Deptt.:**

- Differently enabled washroom, transgender washroom wound washing area constructed/Renovated.
- Construction of Animal Bite clinic Room in Emergency.

***Awards:**

NQAS qualification for DDUH.

***Workshops/Seminars/Other Programmes:**

- Disaster Management Trainings, Drills, Fire Management Workshop.
- Anti Rabies Workshops for Public and doctors, Polytrauma training.
- BMW Training, Medico Legal Training.

*** Departmental Targets for the year 2025:**

To upgrade Disaster Management Services, Purchase of Emergency Recovery trolley and equipments for Disaster Cell. Training to Doctors, Nursing Officers regarding disaster and other emergencies. Online MLC (MedleaPr) implementation. Construction and Proposal for Disaster store, disaster Public Collection area.